

ENR THE TOP 400

Overview [p. 60](#) // Profitability [p. 60](#) // Top 400 Volume [p. 60](#) // Backlog [p. 60](#) // Markets' Share of Total Revenue [p. 61](#)
Revenue by Owner Type [p. 61](#) // Domestic and International Staff Hiring [p. 61](#) // International Market Analysis [p. 62](#)
Past Decade's Contracting Revenue [p. 62](#) // Top 400 Dialogue [pp. 64, 70](#) Top 20 Contractors by Sector [pp. 65-66](#)
Offshore Wind Projects Ramp Up Construction [p. 67](#) // LNG [p. 68](#) // Top 100 by New Contracts [p. 72](#) // Top 50 Contractors
Working Abroad [p. 74](#) // GCs Revamp Safety Training [p. 76](#) // Top 50 Domestic Heavy Contractors [p. 78](#) // Top 50 Dom.
Building/Manufacturing [p. 80](#) How To Read the Tables [p. 80](#) // Top 400 List [pp. 83-90](#) // Where To Find the Top 400 [p. 93-94](#)

MACHINES Sundt is working on Phase 1 of the Willamette Water Supply Program in Oregon. Scope of work includes a \$400-million water treatment plant.



PHOTO COURTESY OF SUNDT CONSTRUCTION

NUMBER 62

Uncertainty Looms Over Market

Contractor revenue grows despite rising costs as firms say owner confidence waning in an increasingly cloudy market. By Emell Adolphus and Jonathan Keller



As economic uncertainty swirls around the Capitol Hill debt limit negotiations, some Top 400 contractors are worried about reaching the limit of their ability to keep projects profitable. Through years of pandemic-induced cost volatility and workforce shortages, firms have kept their revenue and backlogs strong by strategies that include value engineering. But can they also value engineer economic confidence?

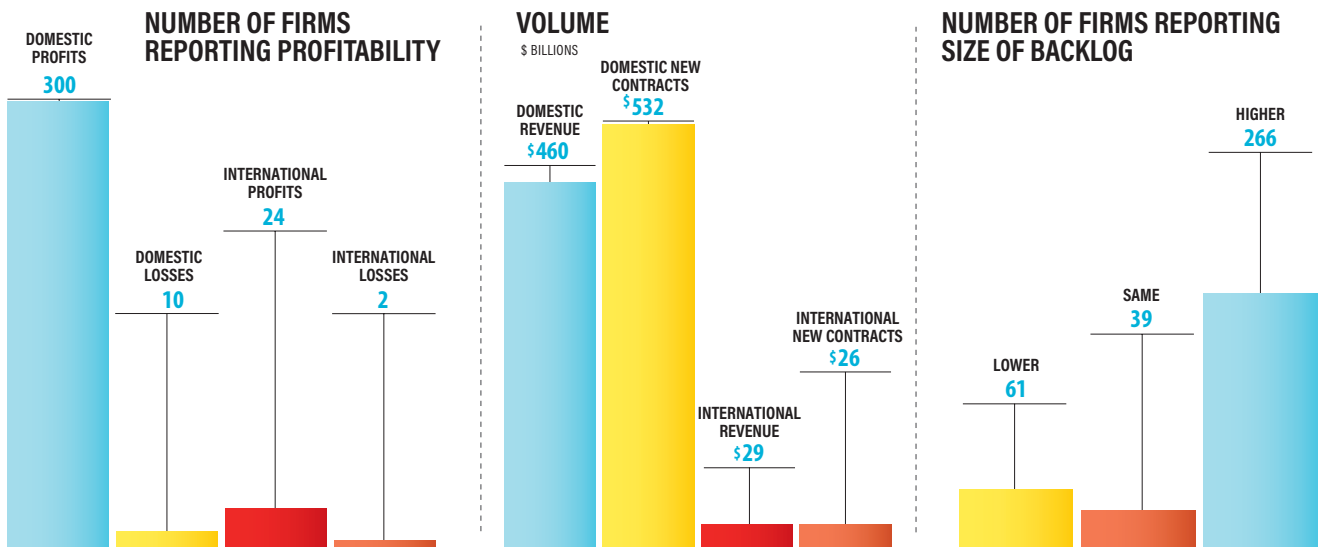
With the Federal Reserve looking to fight inflation and cool the economy by raising interest rates, economists seem to overwhelmingly agree that an economic slowdown is on the horizon. But ENR Top 400-listed general contractors say there is uncertainty looming over how the construction industry should prepare for when such a slowdown will hit and what business sectors will be most affected.

Construction industry markets are not reacting to economic developments all in the same way, explains John Cannito, president and CEO of the PENTA Building Group, ranked No. 128. “Some market segments are

flush with optimism and are looking to capitalize on pent-up consumer demand. Others are more cautious, with concern about a potential recession,” he says, explaining that the “two extremes” are driving owners to make decisions based on a false sense of security in experiences that do not transcend all markets.

In effect, some owners are “delaying projects that should be going forward in soft markets” and others have “unrealistic budget expectations in strong markets,” says Cannito. Managing project expectations, “advising clients responsibly and making sound business plan decisions will be important to succeeding in 2023,” he says.

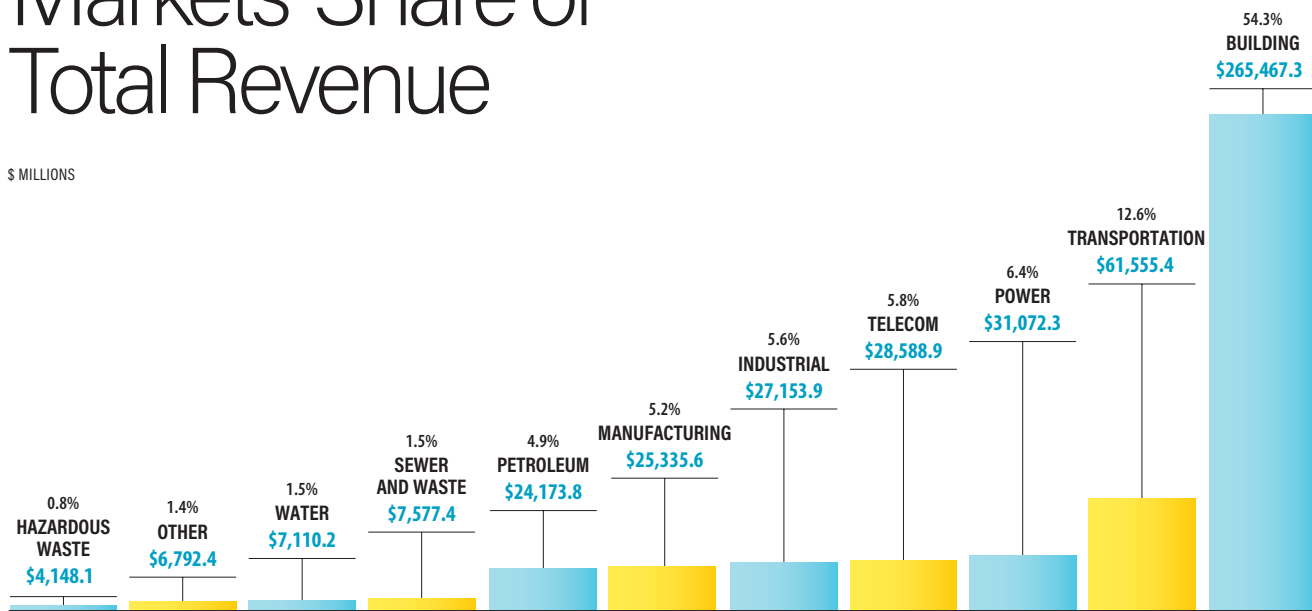
2022-23 at a Glance



ONLY INCLUDES DATA FROM FIRMS ON THE TOP 400 LIST.

Markets' Share of Total Revenue

\$ MILLIONS



ONLY INCLUDES DATA FROM FIRMS ON THE TOP 400 LIST.

Uncertainty Coming to A Head

Managing cost volatility continues to be a top priority for firms, says Rycon Construction Inc. CEO John Sabatos, as owners weigh whether to pause projects or cancel them altogether, “which will in turn cause a slowdown in construction starts,” he explains.

“Normal historical cost increases from year to year have been manageable with good value engineering processes,” Sabatos says, but “higher increases will not be able to be recovered by simply making designs more efficient.” Delays have caused the “necessity to perform work on an overtime basis which has increased the costs and negatively impacted bottom lines,” he adds.

Ranked No. 1 for the third consecutive year is Turner Corp., with more than \$16.25 billion in reported revenue. Bechtel is ranked No. 2. Although many Top 400 listed firms have consecutively reported increased revenue and record backlogs since the start of the COVID-19 pandemic, firms sense a change of pace is inevitable as owners grow weary over volatile project costs. While workforce shortages, cost inflation and supply chain delays continue, there is also uncertainty among firms about how resources can further be reconfigured to provide solutions.

378

Top 400 firms sent in surveys last year.

78.0%

of firms report revenue rose between 2021 and 2022.

20.7%

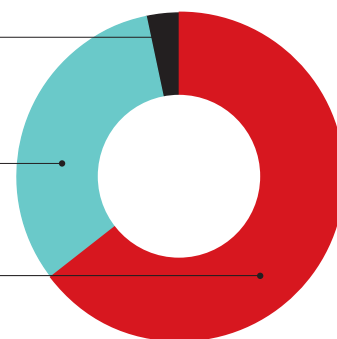
of all Top 400 revenue belongs to the top 10 firms.

PERCENT SHARE OF TOTAL REVENUE BY OWNER TYPE

FEDERAL
3.2%

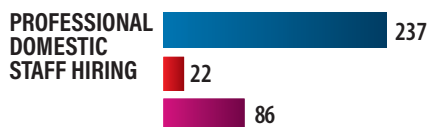
STATE/LOCAL
32.3%

PRIVATE
64.5%



Steven H. Sommer, Lendlease executive general manager and president of East Coast construction, says the No. 53 ranked company has seen lead times nearly double for materials. “And we continue to experience significant shifts in pricing,” he says.

With business interests in development and construction, the company has a “360-degree view of challenges and the costs and delays they present,” he says.



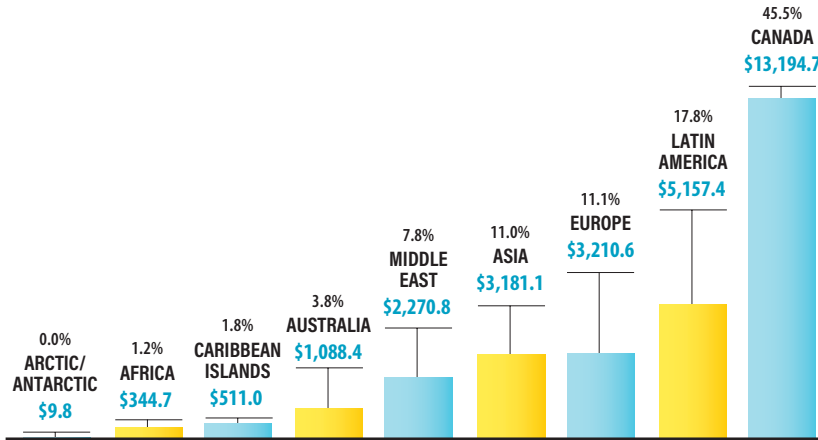
(MEASURED IN FIRMS REPORTING)

SOURCE: ENR

ONLY INCLUDES DATA FROM FIRMS ON THE TOP 400 LIST.

International Market Analysis

\$ MILLIONS



*DATA FOR ASIA AND AUSTRALIA HAD BEEN REPORTED TOGETHER IN PREVIOUS YEARS.

NUMBER OF FIRMS IN EACH REGION



The company says it is also better equipped to offer solutions by meeting with owners and design teams early on for key decision-making. According to Sommer, the strategy has helped push owners and the design team “to make decisions quickly so that components and materials can be pre-purchased and secured months ahead of installation.”

In addition to supply chain issues impacting the ability of projects to move forward, Sommer says uncertainty over economic conditions are also adding to project risks. He adds, “While we have a robust pipeline of future work in addition to a number of projects underway in various stages, that economic uncertainty will certainly be a major factor in new projects moving forward.”

As firms manage cost volatility, managing fatigue among employees and subcontractors has become equally important, says McShane Cos. CEO Molly McShane. “It’s been a long two-to-three years working through labor shortages and supply chain issues, and people are getting worn out,” she says. “In the past, so much construction was being put in place that some general contractors could be selective about which projects they pursued. With deals [now] being scarcer, the competition among general contractors is stronger.”

At XL Construction, CEO Richard Walker echoes McShane’s concerns about staying competitive “as certain markets continue to slow down and additional general contractors move into markets that remain stronger,” he explains. The firm is back on the list and ranked No. 141 this year after not filing a survey since 2017.

For Farmington, Conn.-based KBE Building Corp., staffing is the company’s top challenge, says executive vice president Jim Culkin. The firm is ranked No. 333 this year.

“Finding qualified people right now is something the entire industry is really struggling with,” he says. “We are all still dealing with the COVID hangover of supply change issues. The question is, how do you navigate these waters when you’re faced with these kinds of shortages?”

Ramin Cherafat, CEO of McCownGordon Construction, anticipates that 2023 will be a “very strong year,” tempered by industry challenges coming to a head throughout the year and further putting a strain on resources for firms.

“All economic data points are indicating that maintaining this level of activity may be challenging going forward,” says Cherafat.

Opus Design Build LLC President and CEO Tom Becker says that “businesses can deal with good times

COMPARING THE PAST DECADE'S CONTRACTING REVENUE



\$ BILLIONS SOURCE: ENR

ONLY INCLUDES DATA FROM FIRMS ON THE TOP 400 LIST.

and tougher times, but uncertainty is especially challenging because it's difficult to be fully committed to your strategy." He explains, "I don't think we are alone in this. I've talked to many leaders in the industry who are in a similar situation," adding, "It's going to be a very interesting year."

Balancing Bottom Lines

Last year, total Top 400 revenue rose 16.2% from 2021 to \$488.98 billion. Revenue rose only 4% between 2018 and 2021. Part of that growth is attributable to the inclusion of MasTec on this year's Top 400 list. The Coral Gables, Fla.-based firm, which contributed \$11.6 billion to the total, opted to file as a general contractor after their acquisition of IEA, no. 42 on last year's Top 400. But even with MasTec's contribution removed, total revenue would still be up 13.4%, the largest year-over-year increase in revenue since 2006-07.

After speaking with industry partners, Wharton-Smith Construction Group President and CEO Tim Smith says he found that work is moving, but completion schedules are being pushed further out, delaying revenue as a result. "It is improving some, and our backlogs are bigger than ever," says Smith, "but we look forward to being able to build and bill on a regular schedule again."

For Top 400 firms, profit margins have mostly stayed strong, but have not increased in step with gains in gross revenue. 96.7% of reporting firms indicated they made a domestic profit in 2022, virtually identical to last year's survey results. The median profit margin is down slightly, to 3.2% from 3.8% last year.

At STO Building Group, the firm has been focused on efficiently managing resources so that "our clients don't feel the negative staffing effects of the project date sliding out to the right," says executive chairman James Donaghy. "Profitability and cashflow are the lifeblood of every contractor, and this market presents challenges which can disrupt the critical path when resources—for the CM or subcontractors—are not available as planned."

Similarly to Lendlease, Urban Atelier Group Presi-



"We are still waiting for the increase in shovel-ready public works projects promised by the IJA and the 2022 Inflation Reduction Act."

Scott Blaine, President, Goodfellow Bros.

dent and CEO Andy D'Amico says the company has been able to increase certainty by bringing owners and trade partners earlier into the process. It comes down to greater communication, he says. "In these circumstances, it's vital to prioritize effective communication and collaboration with the owner, architect, engineers and subcontractors to keep parties engaged and aligned with the project goals."

In many cases, collaboration can save money, says Steve Ennis, President and CEO of ASRC industrial—especially when "everything is more expensive," he stresses.

"Whether it is fuel, parts, or materials, not only do consumables cost more, but logistically they take longer to get to the job site," says Ennis. When prices are fixed, such conditions make it extremely difficult to know what the right price is when job schedules are moving. He adds, "We are also seeing a lot of clients who want to expand their payment terms. A pay cycle that used to be 60 days going to 90-day or 120-day terms starts to make a huge effect on our bottom line, since we're basically getting into financing for that change in receipt."

New contracts for Top 400 firms total \$557.1 billion, up 30.9% from last year. The median new contract total is also up, rising 20.4%. As with total revenue however, the biggest players have made the biggest gains. The top 10 firms account for \$140.3 billion of that backlog, about a quarter of the total. Last year the top 10 collectively reported \$80.2 billion in new contracts, or a little under 19% of the total.

Backlogs are strong for some, but higher interest rates are still spooking private developers, adding to industry instability, says Scott Blaine, president of Goodfellow Bros. With a potential pause on private work due to the economy, Blaine wonders when projects funded by federal infrastructure spending will kick into high gear.

"We are still waiting for the increase in shovel-ready public works projects promised by the Infrastructure Investment and Jobs Act and the Inflation Reduction Act," says Blaine. "This would certainly help create jobs



"It's been a long two-to-three years working through labor shortages and supply chain issues, and people are getting worn out."

Molly McShane, CEO, McShane Cos.

The Top 400 Dialogue

Where has your firm seen the most success in recruiting and retaining qualified skilled labor?

#107
on the
Top 400 List



TURNER BURTON, PRESIDENT
HOAR CONSTRUCTION
Birmingham, Ala.

The most impactful programs we have seen are focused on recruiting high school students and graduates. Our continued focus on training and developing our employees has helped recruit new talent into the industry and retain talent.

#70
on the
Top 400 List



GLENNEL BARLOW, CHIEF HR OFFICER
MANHATTAN CONSTRUCTION GROUP
Tulsa, Okla.

Building and maintaining relationships with regional colleges and trade schools have been instrumental in finding skilled labor. As we continue to look for labor sources, we have also re-evaluated and increased our benefit offerings.

Outside of revenue numbers, what would you consider to be your firm's biggest successes over the last year?

#12
on the
Top 400 List



TOM LAIRD, CEO
GILBANE BUILDING CO.
Providence, R.I.

We have made a commitment to connect our project work in support of our comprehensive ESG strategy. We are tracking and measuring our progress, and we see an opportunity to deliver value to clients with their own sustainability and social impact goals.

#278
on the
Top 400 List



CAITLIN RUSSELL, PRESIDENT
RUSSELL GROUP INC.
Davenport, Iowa

Russell remains focused on continuing to leverage industry technology for the benefit of our clients and the efficiency of our teams.

The Top 20 Contractors by Sector

1		TRANSPORTATION	
RANK		Top 20 Revenue: \$34.5 Billion	REVENUE
2023	2022	Top 20 Market Share: 56.0%	IN \$ MIL.
1	1	KIEWIT CORP.	3,614.3
2	2	THE WALSH GROUP	3,206.5
3	5	DRAGADOS	2,952.9
4	3	TUTOR PERINI CORP.	2,376.8
5	6	GRANITE CONSTRUCTION INC.	2,190.0
6	4	SKANSKA USA	2,184.2
7	10	HENSEL PHELPS	2,126.3
8	7	FERROVIAL CONSTRUCTION US HOLDINGS	2,043.7
9	11	FLATIRON CONSTRUCTION	1,757.8
10	8	BECHTEL	1,410.0
11	20	CONSTRUCTION PARTNERS	1,301.0
12	13	CLARK GROUP	1,210.5
13	14	OHLA USA INC.	1,103.4
14	15	ALLAN MYERS	1,086.7
15	17	VINCI CONSTRUCTION USA	1,063.6
16	12	FLUOR	1,027.7
17	19	HERZOG	962.6
18	18	LANE INDUSTRIES INC.	958.7
19	**	MASTEC INC.	940.7
20	**	THE KOKOSING GROUP OF COS.	936.8

2		POWER	
RANK		Top 20 Revenue: \$26.7 Billion	REVENUE
2023	2022	Top 20 Market Share: 86.0%	IN \$ MIL.
1	**	MASTEC INC.	5,581.8
2	1	BECHTEL	3,013.0
3	2	KIEWIT CORP.	2,184.5
4	10	BURNS & MCDONNELL	2,045.2
5	6	BLACK & VEATCH	1,884.7
6	3	MORTENSON	1,588.6
7	11	MOSS	1,354.3
8	8	MICHEL'S CORP.	1,179.2
9	7	DAY & ZIMMERMANN	1,174.2
10	9	MCCARTHY HOLDINGS INC.	1,124.3
11	**	BLUE RIDGE POWER	1,094.0
12	12	PCL CONSTRUCTION ENTERPRISES	906.2
13	13	JINGOLI - DCO	664.0
14	15	UNITED ENGINEERS & CONSTRUCTORS INC.	637.8
15	14	ELECTRICAL CONSULTANTS INC.	488.2
16	17	FERREIRA CONSTRUCTION CO. INC.	458.2
17	20	ALLIED POWER	438.8
18	**	NEXAMP	422.0
19	18	WOOD PLC	236.1
20	**	ZACHRY GROUP	231.8

3		INDUSTRIAL	
RANK		Top 20 Revenue: \$17.9 Billion	REVENUE
2023	2022	Top 20 Market Share: 66.0%	IN \$ MIL.
1	1	BECHTEL	3,339.0
2	3	DPR CONSTRUCTION	1,794.4
3	4	GRAY CONSTRUCTION	1,372.3
4	6	CRB	1,044.1
5	8	IPS-INTEGRATED PROJECT SERVICES LLC	908.2
6	5	HASKELL	892.2
7	2	FLUOR	867.9
8	10	GILBANE BUILDING CO.	867.7
9	15	DENNIS GROUP	836.5
10	**	MIRON CONSTRUCTION CO. INC.	690.5
11	7	ALBERICI-FLINTCO	671.7
12	**	WILLMENG CONSTRUCTION	580.0
13	9	THE TURNER CORP.	553.4
14	18	STO BUILDING GROUP	552.0
15	17	CLAYCO	549.0
16	12	BURNS & MCDONNELL	530.9
17	13	THE WHITING-TURNER CONTRACTING CO.	498.1
18	11	STELLAR	479.0
19	20	BILFINGER NORTH AMERICA INC.	464.6
20	**	F.A. WILHELM CONSTRUCTION	432.0

LISTS MAY INCLUDE FIRMS WHO DO NOT APPEAR ON THE TOP 400.

and stability within the AEC industry.”

In Barton Malow’s view, the availability of projects isn’t what ultimately affects bottom lines. “The projects are still all out there regardless of various economic indicators,” says Chuck Binkowski, COO and executive vice president. “The biggest impact to our bottom line comes back to labor availability.”

He adds, “There hasn’t been the natural progression in talent replacement that we see in other industries. The veterans have left or are leaving and there isn’t enough coming in to replace them.”

Alternative Scheduling Paths

For some Top 400 firms, limited labor resources have encouraged them to seek leaner scheduling methods that can accommodate smaller teams, facilitate collaboration and streamline work plans.

ANDRES Construction Services uses digital pull planning to complement the critical path method, says vice president of operations Stephen Miller.

“Our teams will pull plan to validate project milestones and complete weekly work plans that measure the complete/incomplete work from the previous work period, confirm the activities for the upcoming work

period and plan the work in the following three-to-six week look-ahead period,” he explains. Through digital pull-planning tools, the team is then able to “quickly sort and summarize information for any work day or work area or trade.” The result is “clarity and consensus in the plan of what must be achieved each day to realize the project schedule,” says Miller.

With the collaborative-focused last planner method, Hoar Construction President Turner Burton says the scheduling system improves accuracy and efficiency.

“Part of our mission as a general contractor is to eliminate waste of all types—time, money, materials in the construction industry—so using lean construction processes is essential to accomplishing those goals,” he says.

Similarly, Primus Builders uses the critical path method as a starting point for the last planner method, says COO Erik Gunderson. The firm is ranked No. 340.

“It starts with a high-level master milestone CPM schedule that identifies major milestones and the general sequence of how the project will be executed,” explains Gunderson, which includes checklists on items such as relevant submittals, procurement, deliv-

The Top 20 Contractors by Sector

4		PETROLEUM		
RANK		Top 20 Revenue: \$22.9 Billion		REVENUE
2023 2022		Top 20 Market Share: 94.7%		IN \$ MIL.
1	1	KIEWIT CORP.	3,425.6	
2	2	FLUOR	3,255.8	
3	5	ZACHRY GROUP	3,156.2	
4	3	TURNER INDUSTRIES GROUP LLC	2,345.4	
5	4	BECHTEL	2,267.0	
6	6	MICHELS CORP.	1,641.9	
7	**	MASTEC INC.	1,510.9	
8	7	S&B ENGINEERS AND CONSTRUCTORS	1,122.5	
9	11	BURNS & MCDONNELL	739.6	
10	10	MATRIX SERVICE CO.	555.0	
11	**	SAULSBURY	545.0	
12	12	WOOD PLC	381.3	
13	9	APTIM	349.6	
14	14	CAJUN INDUSTRIES HOLDINGS LLC	298.8	
15	15	AUSTIN INDUSTRIES	270.1	
16	13	PCL CONSTRUCTION ENTERPRISES	269.1	
17	**	BARNARD CONSTRUCTION CO. INC.	219.4	
18	**	KIELY FAMILY OF COS.	203.1	
19	**	ENTACT	182.3	
20	16	THE CIANBRO COS.	157.0	

5		TELECOMMUNICATIONS		
RANK		Top 20 Revenue: \$25.9 Billion		REVENUE
2023 2022		Top 20 Market Share: 90.5%		IN \$ MIL.
1	2	THE TURNER CORP.	3,641.5	
2	1	HOLDER CONSTRUCTION	3,453.0	
3	4	HITT CONTRACTING INC.	3,286.1	
4	3	DPR CONSTRUCTION	2,727.6	
5	**	MASTEC INC.	2,665.5	
6	5	FORTIS CONSTRUCTION INC.	1,542.9	
7	6	MORTENSON	1,241.0	
8	10	JE DUNN CONSTRUCTION GROUP	841.9	
9	7	THE WHITING-TURNER CONTRACTING CO.	782.3	
10	8	CLAYCO	759.0	
11	11	CLUNE CONSTRUCTION	703.0	
12	9	STO BUILDING GROUP	632.0	
13	12	BLACK & VEATCH	553.3	
14	13	BRASFIELD & GORRIE LLC	533.4	
15	14	WALBRIDGE	516.2	
16	15	THE WEITZ CO. & AFFILIATES	470.2	
17	**	SKANSKA USA	421.1	
18	18	GRAY CONSTRUCTION	375.7	
19	**	MCCARTHY HOLDINGS INC.	368.9	
20	20	HENSEL PHELPS	359.6	

6		HAZARDOUS WASTE		
RANK		Top 20 Revenue: \$4.2 Billion		REVENUE
2023 2022		Top 20 Market Share: 102.0%		IN \$ MIL.
1	2	BECHTEL	1,571.0	
2	1	FLUOR	908.9	
3	4	APTIM	309.0	
4	3	SEVENSON ENVIRONMENTAL	273.8	
5	**	ENTACT	270.5	
6	6	ASRC INDUSTRIAL	184.9	
7	5	J.F. BRENNAN CO. INC.	140.0	
8	**	NEW SOUTH CONSTRUCTION CO.	117.0	
9	13	JINGOLI - DCO	64.1	
10	**	DENHAM-BLYTHE CO.	63.0	
11	11	ENG'G/REMEDATION RESOURCE GROUP	48.1	
12	7	RAMBOLL	45.3	
13	**	WORLEY	38.2	
14	8	ECC	36.5	
15	**	AHTNA NETIFYE LLC	35.9	
16	16	BURNS & MCDONNELL	34.6	
17	14	TURNER INDUSTRIES GROUP LLC	34.3	
18	18	HALEY & ALDRICH INC.	31.0	
19	10	GOODFELLOW BROS.	14.3	
20	9	WILLIAMS INDUSTRIAL SERVICES GROUP	12.1	

LISTS MAY INCLUDE FIRMS WHO DO NOT APPEAR ON THE TOP 400 AND CAN PUSH SECTOR MARKET SHARE PERCENTAGE OVER 100%.

ery, and installation dates. “Each trade is accountable to the team for their contributions. Meetings with all trade partners take place weekly to update the schedule according to current conditions and to keep the team on track,” he says.

At DPR Construction, CEO and leadership team member George Pfeffer says the critical path method continues to be the team go-to method for long-term scheduling. “However, as we shift to more medium- and short-term schedules, we regularly employ other methodologies such as last planner and Takt, which better support our detailed project planning needs,” he

says. “All scheduling methods are only as good as the data you are putting into them, so we’ve been putting a lot of focus on data-driven planning,” which can better leverages quantities, planned/actual production rates and crew sizes to ensure that sequences are planned for what is achievable in the field, he explains.

For Swinerton, the traditional critical path method schedule is the “beating heart of every Swinerton project,” says CEO Eric Foster. “We leverage business intelligence tools to employ alternative scheduling technologies in order to support various consumers with simplified role-based data,” Foster explains. “Business intelligence reporting is essential to ensure all stakeholders receive targeted and actionable data applicable to their specific roles and responsibilities.”

Complementing its business intelligence reporting, Poettker Construction has taken to utilizing drones to track job progress and percentage completes, says CEO Keith C. Poettker. “Ultimately we tie that information back to our CPM monthly updates,” he says.

Poettker shares that the firm is also excited to see how newer technology such as artificial intelligence will impact scheduling and productivity in the construction industry.



“All scheduling methods are only as good as the data you are putting into them.”

George Pfeffer, CEO, DPR Construction

Sector in Focus | By Debra K. Rubin and Johanna Knapschaefer

First Two US Offshore Wind Projects Ramp Up Construction

This year is shaping up as key for construction of the U.S.' first two utility-scale offshore wind energy projects. The 800-MW, estimated \$3-billion Vineyard Wind project off Massachusetts and the 123-MW, estimated \$637-million South Fork project off New York could begin to generate power this year, their developers say.

Avangrid Renewables, a unit of Spain's Iberdrola, and Copenhagen Infrastructure Partners are building Vineyard Wind 15 miles off Martha's Vineyard. It is set to have 62 GE Haliade-X turbines, each 13 MW and spaced 1 nautical mile apart. The project is the first of this scale to gain federal approvals, despite about 18 months of delay by the Trump administration. Massachusetts has a goal to purchase 5.6 GW of offshore wind by 2027 that it says could power 400,000 homes.

The U.S. arm of Italy-based contractor Prysmian Group has installed four of six sections of two export cables that will link its power to the New England grid at a former power plant site in Barnstable on Cape Cod, a project spokesman says. A connecting substation is about three-quarters complete. "We're also doing some preparation for [turbine] foundations, which should go in coming weeks with late summer installation," he says. "Array cable installation will begin at the end of summer."

Vineyard Wind CEO Klaus Moeller said at a May 15 briefing that crews would install 10 turbines per month, predicting some power production by year end and buildout finished by summer 2024. The project signed a lease with the state to be first tenant of the New Bedford Marine Commerce Terminal for a project staging site. With new cost issues now weighing on the future of two other state offshore wind projects, he told media in January that "I hope the effect of actually having turbines out there makes everyone have a little bit more confidence."



WIND, WATER Vineyard Wind technology will protect marine life (top), while South Fork has new jack-up vessel.

In doing foundation installation, the project will use double-bubble curtain acoustic mitigation technology to protect marine life in a \$5-million pilot with ThayerMahan, a Groton, Conn., maritime surveillance firm. Richard Hine, its COO, says the company is the U.S. partner of Germany-based Hydrotechnik-Leubeck, which developed the technology and has used it for nearly two decades in Europe and elsewhere. Vineyard Wind's Industry Accelerator Fund, run by the Massachusetts Clean Energy Center, is funding the pilot.

In its first annual report to state officials, Vineyard Wind says it has met a key component of its July 2021 project labor agreement signed with regional unions, in the number of union employees hired last year.

South Fork, a 50-50 joint venture of utility Eversource Energy and Denmark-based Ørsted, and approved by the U.S. Interior Dept. in 2021, is being built about 30 miles off Montauk, N.Y. It completed onshore export cable system installation in East Hampton this month, developers said.

Haugland Group, Melville, N.Y., led installation of the duct bank system, a new onshore substation and interconnection of transmission lines, and LS Cable installed onshore cables. Challenges included work in the busy Long Island Rail Road right-of-way, in "a sensitive neighborhood" and a ban on summer work in roadway areas, according to Haugland vice president Katherine Zimmerman. "This is a generational change in the transmission marketplace," she said. "It is truly a rising tide where all boats can be lifted, and we are excited to be a first mover in the offshore wind space."

Meanwhile, the Jill, a 180-ft by 130-ft jack-up vessel that was manufactured and supplied by oil and gas sector firms is being deployed for directional drilling and conduit construction along the coastline. The South Fork project also will feature the first American-made offshore wind energy substation, now being completed by Kiewit Corp. (**No. 4**) at its 555-acre Texas offshore oil and gas fabrication site.

The 1,500-ton, 60-ft-tall structure "will depart from ... Texas in the coming days and transit up the East Coast to the offshore project site," a South Fork spokeswoman told ENR on May 19. Offshore turbine foundation construction is expected to get underway in early summer. "The project remains on track to be in operation by the end of this year," she added. ■

"While I don't think the AEC industry will ever lose the human touch of doing business, I do think AI will streamline processes, tasks and communication efforts in the future," he says.

Digging Into Data & Technology

Clancy & Theys utilizes technology to make data-driven decisions, explains president Baker Glasgow. "We are constantly evaluating our technology stack

inclusive of hardware and software," he says. "We have come to the conclusion that there is no software that solves all of our issues; it's always going to be a suite of softwares." However, the company is adamant that any technology adopted does not work in a vacuum.

"We do not believe in duplication or double entry, so how one software interacts with another is absolutely paramount to understand when procuring and implementing software," says Glasgow. Ranked No. 131,

Clancy & Theys is in the process of procuring HR software that incorporates learning management and recruiting systems. Glasgow shares that the company is also going all-in on cloud-based project management software.

At McGough, the company is continuing to explore “better, more efficient ways to improve scheduling through analytics and monitoring tools,” says EVP of regional operations Nate Wood. “We’ve implemented several programs including Deltek Acumen Fuse as well as 4D scheduling programs that improve planning and coordination on very large, complicated projects.”

For Boldt, one of the firm’s “biggest challenges” has been managing their personnel resources related to

project staffing. “Knowing which personnel are available and when, so we can put the right people in the right place, at the right time,” is critical, says Rob Branyan, vice president of labor relations. He shares that over the past year, the company has incorporated a third-party workforce visibility platform into project planning and operations.

“This lets us track and forecast project needs and integrates into a lot of our existing platforms, so we can create long-term workforce strategies,” says Branyan. “Overall, this helps us keep our workforce engaged and our clients satisfied.”

In 2021, ANDRES added a full-time data analyst to its team to focus on data collection, analysis, and

Natural Gas | By Jonathan Keller



Zachry Group (**No. 33**), along with its partners, Chiyoda International Corp. and McDermott International Inc., are providing engineering, procurement, construction and commissioning for the Golden Pass LNG project in Sabine Pass, Texas. It will add liquefaction and export capabilities to an existing import facility. When completed, the facility’s three liquefaction process trains are expected to produce 16 million tons of liquefied natural gas (LNG) per year. The project will also upgrade an existing pipeline, including installation of three miles of 24-in. pipeline to facilitate bi-directional flow capability.

The Top 400 Dialogue

How has the way you work with owners to evaluate their needs evolved over the past few years?

#176
on the
Top 400 List



RICH JACOBSON, COO, EVP
KRAUS-ANDERSON
Minneapolis, Minn.

We are asking more questions about how they want the building to function when we are done, such as heating, cooling, energy management and working hours. Then we work with our building science team and MEP professionals to match their needs.

#302
on the
Top 400 List



DAVID WISE, PRESIDENT
HARPER GENERAL CONTRACTORS
Greenville, S.C.

The work is more difficult and challenging with the supply chain issues. As a result, we have shifted our team's focus to work proactively with our owners. We collaborate early in preconstruction to identify where we can find value.

What approaches have you taken to further diversity, equity and inclusion at your firm?

#84
on the
Top 400 List



JOHNNY SIGERS, DIRECTOR OF SUPPLIER DIVERSITY AND DEVELOPMENT
SAMET CORP.

Our partnership with minority-owned subcontractors is not just important, it's critical to ensuring our construction projects are successful. Over the past 16 years, we've awarded an estimated \$350 million in work to MWBEs in a single region.

#79
on the
Top 400 List



MOLLY MCSHANE, CEO
THE MCSHANE COS.
Rosemont, Ill.

A true commitment to DEI starts at the top, but can't stop there. In addition to a full commitment and focus from our executive team, we enjoy grassroots leadership and support. Those team members who are passionate about DEI lead our efforts.

BL HARBERT is building the new U.S. embassy in Hanoi, Vietnam. It is anticipated the project will add \$350 million to the local economy.

The Top 100 Contractors by New Contracts

RANK 2023		NEW CONTRACTS IN \$ MIL.	RANK 2023		NEW CONTRACTS IN \$ MIL.	RANK 2023		NEW CONTRACTS IN \$ MIL.
1	BECHTEL	20,922.00	36	GRAY CONSTRUCTION	3,187.49	71	THE RUDOLPH LIBBE COS. INC.	1,708.00
2	FLUOR	18,657.58	37	AUSTIN INDUSTRIES	3,147.71	72	SUMMIT CONTRACTING GROUP INC.	1,692.80
3	STO BUILDING GROUP	16,868.00	38	CONSIGLI BUILDING GROUP INC.	3,010.00	73	MESSER CONSTRUCTION CO.	1,670.00
4	THE TURNER CORP.	16,377.00	39	ZACHRY GROUP	2,901.55	74	OHLA USA INC.	1,649.98
5	HENSEL PHELPS	15,652.00	40	SHAWMUT DESIGN AND CONSTRUCTION	2,834.00	75	SAMET CORP.	1,615.62
6	KIEWIT CORP.	13,928.16	41	CADDELL CONSTRUCTION	2,604.21	76	CROSSLAND CONSTRUCTION CO. INC.	1,603.00
7	MASTEC INC.	13,000.00	42	ROBINS & MORTON	2,560.00	77	FCL BUILDERS LLC	1,600.00
8	THE WHITING-TURNER CONTRACTING CO.	13,000.00	43	SUNDT CONSTRUCTION INC.	2,403.84	78	BUILD GROUP	1,578.00
9	DPR CONSTRUCTION	12,861.50	44	CLUNE CONSTRUCTION	2,382.00	79	BLUE RIDGE POWER	1,547.00
10	GILBANE BUILDING CO.	12,813.06	45	GRANITE CONSTRUCTION INC.	2,338.17	80	STERLING INFRASTRUCTURE INC.	1,539.85
11	MCCARTHY HOLDINGS INC.	8,896.66	46	AMES CONSTRUCTION INC.	2,332.00	81	APTIM	1,507.46
12	JE DUNN CONSTRUCTION GROUP	8,726.40	47	BIG-D CONSTRUCTION	2,275.00	82	ANDERSEN CONSTRUCTION	1,500.00
13	SKANSKA USA	7,624.80	48	THE KOKOSING GROUP OF COS.	2,269.48	83	WEBCOR	1,500.00
14	SUFFOLK CONSTRUCTION CO. INC.	7,598.40	49	CHOATE CONSTRUCTION CO.	2,257.57	84	THE CONLAN COMPANY	1,460.80
15	SWINERTON	7,370.60	50	ALSTON CONSTRUCTION	2,252.00	85	EXYTE AMERICAS HOLDING INC.	1,451.98
16	CLARK GROUP	7,038.00	51	TRUEBECK CONSTRUCTION	2,188.92	86	BRINKMANN CONSTRUCTORS	1,437.95
17	MORTENSON	6,769.96	52	PEPPER CONSTRUCTION	2,175.43	87	MCGOUGH	1,415.00
18	BARTON MALOW HOLDINGS LLC	6,623.55	53	ASRC INDUSTRIAL	2,101.00	88	FORTIS CONSTRUCTION INC.	1,376.20
19	HITT CONTRACTING INC.	6,606.17	54	HARVEY HARVEY-CLEARY	2,050.00	89	ROGERS-O'BRIEN CONSTRUCTION	1,356.00
20	ARCO CONSTRUCTION COS.	6,533.69	55	HASKELL	2,030.00	90	HATHAWAY DINWIDDIE CONSTRUCTION CO.	1,353.00
21	PCL CONSTRUCTION ENTERPRISES	6,512.65	56	GARNEY HOLDING CO.	2,012.00	91	RYCON CONSTRUCTION INC.	1,349.00
22	WALBRIDGE	6,297.39	57	DEVCON CONSTRUCTION INC.	2,000.00	92	C.W. DRIVER COS.	1,320.99
23	AECOM	6,255.57	58	MANHATTAN CONSTRUCTION GROUP	1,991.40	93	JINGOLI - DCO	1,308.00
24	BRASFIELD & GORRIE LLC	6,137.93	59	E.E. REED CONSTRUCTION LP	1,987.00	94	CONSTRUCTION PARTNERS	1,301.00
25	THE YATES COS. INC.	5,604.90	60	FERROVIAL CONSTRUCTION US HOLDINGS CORP.	1,974.86	95	THE MCSHANE COS.	1,231.69
26	CLAYCO	5,600.00	61	HOAR CONSTRUCTION	1,920.88	96	COMMERCIAL CONTRACTING CORP.	1,225.00
27	BALFOUR BEATTY US	5,552.70	62	F.A. WILHELM CONSTRUCTION	1,913.00	97	COASTAL CONSTRUCTION GROUP	1,219.00
28	THE WALSH GROUP	5,000.10	63	EVANS GENERAL CONTRACTORS	1,900.00	98	CATAMOUNT CONSTRUCTORS INC.	1,206.60
29	HOLDER CONSTRUCTION	4,062.00	64	OLTMANS CONSTRUCTION CO.	1,899.00	99	LANDMARK CONSTRUCTION LLC	1,200.00
30	MICHEL'S CORP.	4,051.00	65	SOUTHLAND HOLDINGS	1,893.00	100	POWER CONSTRUCTION CO. LLC	1,200.00
31	RYAN COS. US INC.	3,893.00	66	THE CHRISTMAN CO.	1,884.00			
32	ALBERICI-FLINTCO	3,876.48	67	NAN INC.	1,876.06			
33	TUTOR PERINI CORP.	3,484.20	68	OKLAND CONSTRUCTION	1,820.00			
34	DRAGADOS	3,304.51	69	HUNTER ROBERTS CONSTRUCTION GROUP LLC	1,800.00			
35	MOSS	3,193.70	70	ADOLFSON & PETERSON CONSTRUCTION	1,710.97			

continued improvement across company operations. “Focused innovation and partnering with select construction tech developers has allowed ANDRES to add significant value for our clients, trade partners, and employee-owners,” says ANDRES’ Miller.

At a jobsite level, a digital twin process functions in a similar way for Kraus-Anderson. The digital twin provides a dynamic, data-rich virtual replica of the built environment, “providing a visual common ground to support construction, closeout and asset management,” says COO and executive vice president Rich Jacobson.

Also at a job site level, DPR CEO Pfeffer says tech-

On the Web

For expanded content on ENR’s Top Lists, see [ENR.com/toplists](#).

nology is “helping us keep people out of harm’s way like never before.” He adds, “We’re addressing some of the inherent safety risks on jobsites with a variety of solutions, from eliminating the use of taglines when lifting steel to robots that can drill ceiling penetrations without the poor ergonomics that workers in the trades experience.”

The safer the jobsite, the better for the skilled labor talent pool, and “the easier it will be to recruit and retain skilled craft workers,” says Pfeffer.

Ranked No. 21, Brasfield & Gorrie says the firm is also incorporating more robotic control technology, such as robotic layout and grade control.

The Top 50 Contractors Working Abroad

RANK 2023		REVENUE IN \$ MIL.	RANK 2023		REVENUE IN \$ MIL.	RANK 2023		REVENUE IN \$ MIL.
1	FLUOR	5,136.66	18	CADDELL CONSTRUCTION	347.05	35	COMMERCIAL CONTRACTING CORP.	63.00
2	BECHTEL	4,962.00	19	PARSONS CORP.	242.69	36	THE WEITZ CO. & AFFILIATES	59.59
3	PCL CONSTRUCTION ENTERPRISES	3,694.75	20	APTIM	227.63	37	HERZOG	54.60
4	KIEWIT CORP.	2,344.85	21	HASKELL	219.99	38	DAY & ZIMMERMANN	52.30
5	HOFFMAN CONSTRUCTION	1,587.00	22	GILBANE BUILDING CO.	216.56	39	CONSIGLI BUILDING GROUP INC.	48.00
6	DRAGADOS	1,031.43	23	SOUTHLAND HOLDINGS	202.00	40	GRANITE CONSTRUCTION INC.	37.88
7	THE TURNER CORP.	826.04	24	MASTEC INC.	199.30	41	TRAYLOR CONSTRUCTION GROUP INC.	33.80
8	ALBERICI-FLINTCO	821.76	25	BARNARD CONSTRUCTION CO. INC.	195.08	42	SHIMIZU NORTH AMERICA LLC	28.71
9	BL HARBERT INTERNATIONAL	798.67	26	FLATRION CONSTRUCTION	184.11	43	CHINA CONSTR. AMERICA/PLAZA CONSTR.	25.50
10	MICHEL'S CORP.	753.95	27	BURNS & MCDONNELL	180.24	44	THE BECK GROUP	24.18
11	CBRE	747.40	28	PERNIX GROUP INC.	97.32	45	RONCELLI INC.	22.00
12	STO BUILDING GROUP	616.00	29	ECC	96.56	46	NVZA GROUP LLC	18.04
13	BLACK & VEATCH	585.06	30	MATRIX SERVICE CO.	92.21	47	CRB	17.16
14	FORTIS CONSTRUCTION INC.	510.90	31	THE WALSH GROUP	87.42	48	DENNIS GROUP	17.04
15	DPR CONSTRUCTION	398.60	32	WEEKS MARINE INC.	86.92	49	MWH	16.79
16	TUTOR PERINI CORP.	366.20	33	BARTON MALOW HOLDINGS LLC	75.16	50	ARCO CONSTRUCTION COS.	16.31
17	WALBRIDGE	363.71	34	UNITED ENGINEERS & CONSTRUCTORS INC.	67.50			

FIRMS ARE RANKED BY INTERNATIONAL REVENUE.

“We hope to see our usage increase in the future. We also anticipate growth for AI-assisted tools for knowledge management and intelligent search across multiple platforms,” says chief strategy officer and chief information officer Chris Kramer.

Last year at Brasfield & Gorrie, a departmental-wide collaboration implemented digital dig boards on 41 jobsites.

“These allow project teams to see real-time information about utility lines, making our projects safer and more efficient,” says Kramer. “Workers can use their mobile devices to quickly identify the utility lines around them by scanning a QR code on job sites that use digital dig board.”

Skanska senior vice president and head of USA information technology Melissa Faulkner says the firm spent the last few years building and investing in their

cloud-based infrastructure.

“With improved data quality and accessibility, we’ve uncovered valuable insights using project data found across all our platforms,” she says. In addition to minimizing risk and safety hazards, the infrastructure “creates more efficient ways of working, and drives performance certainty for teams, subcontractors, and clients.”

Planning for the future, Faulkner says the investment in the firm’s data infrastructure will allow it to leverage AI advancements, natural language processing and machine learning to “quickly share knowledge across the company and predict and anticipate project risks.”

Considering the construction industry’s ongoing labor shortages, MYCON General Contractors partner and vice president Ryan Stoll says advances in technology shows potential to increase “efficiency immensely.”

“We are patiently waiting to see how the recent surges in artificial intelligence will affect our industry,” adds Stoll, who describes MYCON as a “data-driven construction firm that leans heavily on using technology and data” to drive business decisions.

“Instead of just tracking budgets, costs and projected costs, we are tracking and analyzing cost data from multiple perspectives,” says Stoll. The strategy has helped the firm streamline operations and pinpoint optimal project types.



“We are patiently waiting to see how the recent surges in artificial intelligence will affect our industry.”

Ryan Stoll, Partner, VP, MYCON

Hot Markets

Revenue in all markets that ENR tracks rose between 2021 and 2022 except for the transportation, which was down for the second consecutive year. The sector with the biggest gains was manufacturing, up 72.32% to \$25.3 billion dollars. More firms seem to be entering the market, with 130 firms listing manufacturing revenue in 2022, up from 115 in 2021. Last year 35 firms made more than \$100 million in the market; this year 45 did.

With the passage of the CHIPS Act, Gilbane Building Co. President and CEO Tom Laird says the company is seeing great opportunities in the advanced electronics sector as well as in life sciences and food and beverage manufacturing—in addition to a renewed vigor for onshore manufacturing.

“These are priority investment areas for the company. Fortunately, we are well-positioned for these opportunities,” says Laird, naming the Intel Ohio Fabs project and Constellation Brands Brewery Expansion projects among opportunities for the firm.

CFO Michael Williams of No. 42-ranked Black & Veatch shares that “economic uncertainty” and industry challenges such as inflation and supply chain constraints are indeed having an impact on the firm being awarded projects. However, “demand for services stemming from the decarbonization, electrification, water scarcity and energy transition megatrends facing humanity continue to build solid pipelines and backlog,” he says.

Despite seeing projects impacted by supply chain constraints and escalation of labor and material costs, Williams says the firm remains disciplined in “our contractual arrangements ensuring we are not taking on risk that cannot realistically be managed or mitigated in the current environment.”

Speaking on projects connected to the energy transition, a Bechtel spokesperson says meeting environmental sustainability goals will require a “more everything” approach from a project perspective.

“We need to continue building more renewables, introduce more technologies and innovations, but we also need to utilize mature scalable technologies we have, like LNG, nuclear and hydro,” says Bechtel. “Improving efficiency and targeting emissions elimination in existing infrastructure all have near-term positive impacts that are largely self-funding and should not be ignored.”

No. 104-ranked Blue Ridge Power is constructing a 305-MW solar project in Texas, with another 1.8 GW of projects in the pipeline from that state alone, says senior marketing manager Casey Hulme.

“Texas and California continue to lead in the utility-scale solar installation market,” she says, citing a 2022

Safety | By Jonathan Keller

GCs Revamp Safety Training



Statistics show that new hires are especially vulnerable to safety incidents. The 2022 Travelers Injury Impact Report showed that about a third of the injury claims in the period it analyzed occurred during an employee's first year on the job. Data from Birmingham, Ala.-based contractor Brasfield & Gorrie LLC (**No. 21**) shows that the first 90 days is an even more important timeframe for training and supporting new employees, says Troy Ogden, vice president of safety and learning with the firm.

In order to minimize that vulnerability and keep safety top of mind for more experienced workers, Brasfield & Gorrie launched SKILLED, a comprehensive training program combining safety and skill training in 2022. The program is a combination of in-person training and on-demand video, available with captions, in both English and Spanish. “Because our target audience—craft employees—typically doesn't use computers for their jobs, it was essential to build a mobile-friendly platform,” says Ogden. The firm also created a series of hardhat decals so workers can show off the training they've completed.

New hires at Brasfield & Gorrie are provided a blue vest to be easily identifiable on the job site. “In addition, to ensure that someone is consistently watching out for new hires, we assign a mentor to each new employee

during that period,” adds Ogden. New hires also have the opportunity to earn a prize for completing the First 90 Days training on SKILLED.

For Landmark Construction LLC (**No. 189**), the 2022 goal was to take a more granular approach to safety training. “Developing a role-centric HSE training matrix allowed us to concentrate on the essential basic compliance of OSHA 10 and 30, CPR/First Aid/AED, and an additional 25 role-specific training programs,” says Josh Landrum, safety manager at Landmark.

In January, KBE Building Corp. (**No. 333**) rolled out a 10-hour safety program to complement and exceed the standard OSHA 10. “We've looked over the history of subcontractor safety performance on our projects, identified the core safety issues that we see time and again, and put together a program focused on those key trouble areas,” says executive vice president Jim Culkin.

The program includes 14 breakout sessions that cover very project-specific safety topics. “For example, we cover fall protection in detail, but we focus on making sure that the trade employees using the fall protection system have the right equipment and are properly trained in how to use it,” says Culkin. The program is provided during the first 30 days of employment and as a required annual refresher course. ■

The Top 50 Domestic Heavy Contractors

RANK 2023	FIRM	REVENUE IN \$ MIL.	% OF TOTAL REVENUE			
			TRANSPORTATION	SEWER	HAZARDOUS WASTE	WATER
1	KIEWIT CORP.	4,412.9	36	5	0	8
2	THE WALSH GROUP	4,047.3	55	8	0	6
3	GRANITE CONSTRUCTION INC.	2,572.9	67	3	0	8
4	DRAGADOS	2,295.4	86	-2	0	11
5	HENSEL PHELPS	2,270.3	33	2	0	0
6	TUTOR PERINI CORP.	2,248.3	50	0	0	0
7	SKANSKA USA	2,224.6	32	1	0	0
8	FERROVIAL CONSTRUCTION US HOLDINGS CORP.	2,157.6	95	0	0	5
9	FLATIRON CONSTRUCTION	1,849.9	91	2	0	5
10	FLUOR	1,662.9	27	0	33	0
11	BECHTEL	1,566.0	0	0	22	0
12	GARNEY HOLDING CO.	1,457.0	0	44	0	56
13	LANE INDUSTRIES INC.	1,315.8	73	13	0	14
14	CONSTRUCTION PARTNERS	1,301.0	100	0	0	0
15	CLARK GROUP	1,296.4	17	1	0	0
16	ALLAN MYERS	1,243.7	87	9	0	3
17	OHLA USA INC.	1,177.4	91	2	0	4
18	THE KOKOSING GROUP OF COS.	1,164.2	55	9	0	5
19	VINCI CONSTRUCTION USA (F/K/A EUROVIA USA)	1,063.6	100	0	0	0
20	BALFOUR BEATTY US	1,063.0	20	2	0	2
21	MASTEC INC.	1,054.4	8	1	0	0
22	SOUTHLAND HOLDINGS	959.0	74	4	0	22
23	HERZOG	910.8	100	0	0	0
24	AMES CONSTRUCTION INC.	897.0	48	3	0	7
25	TEICHERT CONSTRUCTION	896.1	71	1	0	5
26	AUSTIN INDUSTRIES	842.5	26	0	0	0
27	AECOM	752.5	12	0	0	0
28	THE TURNER CORP.	748.4	5	0	0	0
29	STERLING INFRASTRUCTURE INC.	738.7	38	0	0	0
30	STACY AND WITBECK INC.	729.4	100	0	0	0
31	SHIMMICK	711.0	46	6	0	42
32	PJ DICK - TRUMBULL - LINDY GROUP	671.6	55	2	0	0
33	WEEKS MARINE INC.	659.7	68	4	1	0
34	GREAT LAKES DREDGE & DOCK CO.	648.6	100	0	0	0
35	WILLIAMS BROTHERS CONSTRUCTION CO. INC.	635.4	100	0	0	0
36	MICHEL'S CORP.	634.2	15	2	0	4
37	SUNDT CONSTRUCTION INC.	604.8	10	22	0	4
38	SUPERIOR CONSTRUCTION HOLDING CO. INC.	584.0	94	0	0	0
39	LAS VEGAS PAVING CORP.	580.0	100	0	0	0
40	HOLDER CONSTRUCTION	578.0	13	0	0	0
41	PCL CONSTRUCTION ENTERPRISES	558.1	9	1	0	13
42	ZACHRY CONSTRUCTION CORP.	547.6	94	0	0	3
43	TRAYLOR CONSTRUCTION GROUP INC.	528.8	46	16	0	6
44	ANDERSON COLUMBIA CO. INC.	496.0	76	0	0	0
45	ECC	487.9	49	22	3	2
46	VECELLIO GROUP INC.	477.8	94	0	0	0
47	F.H. PASCHEN	477.3	57	0	1	1
48	THE MIDDLESEX CORP.	474.5	94	0	0	0
49	ASRC INDUSTRIAL	462.2	15	5	20	10
50	SECURITY PAVING CO. INC.	440.0	100	0	0	0

FIRMS ARE RANKED BY THE TOTAL REVENUE FROM DOMESTIC MARKETS THAT INVOLVE PRIMARILY EARTHMOVING AND RELATED SKILLS, AND ARE PRIMARILY PUBLICLY FUNDED.

American Clean Power Q4 report that found Texas installed 3.9 GW last year—the most in the U.S.

Russell Group President Caitlin Russell says an uptick in the firm's multifamily housing construction is being driven by a demand in the "smile," or Sun Belt, states of the country. "There also continues to be a driving need for affordable housing, including government assisted, senior, student, low-income and workforce," she says. "The health care and manufacturing markets are also seeing some growth, with a focus from just-in-time to the readily available."

Overall, revenue is up for the strong majority of Top 400 firms. Of the 378 firms who filed both this year and last, 78.0% saw an increase in revenue in 2022. On last year's survey, the equivalent number was only 58.6%. Median firm revenue is also up, rising 15.3% to \$567.9 million.

Moreover, international contracting revenue is up 12.8% to \$29 billion, its highest total since 2019. However, the majority of the gains are concentrated among larger international players. Of the firms that made more than \$100 million in international revenue this year, 73% had more international revenue than last year. For those firms below \$100 million, that number was only 39.4%. Median international revenue actually fell 9.4%, to \$67.5 million.

Firms Invest in Employees

In addition to tackling industry challenges and changes, Top 400 firms also celebrated myriad levels of company successes.

At Granite Construction, President and CEO Kyle Larkin says the company is proud to have "de-risked our portfolio away from large design-build projects." The firm is now moving toward "collaborative contracting methods such as construction manager/general contractor (CM/GC) and progressive design-build (PDB)," says Larkin.

When it comes to labor recruitment and retention, many firms say they have added enrichment programs and stepped up their safety programs to greater cultivate and protect its trade partners and in-house teams.

"Internally, our team has taken formal steps to better support the quality craftsmanship of our employee owners and to foster a strong and diverse workforce for years to come," says MW Builders COO Jason Evelyn. Last summer marked the inaugural class of the firm's Emerging Leaders Program—a multiyear continued learning and development program for recent project engineering grads.

"Being able to provide continued education and the opportunity to explore multiple career paths within the organization has proven to be an invaluable tool in

The Top 50 in Domestic Building/Mfg. Revenue

RANK		FIRM	REVENUE	
2023	2022		IN \$ MIL.	IN \$ MIL.
1	1	THE TURNER CORP.	10,525.98	
2	2	STO BUILDING GROUP	8,635.00	
3	3	THE WHITING-TURNER CONTRACTING CO.	7,017.52	
4	6	CLARK GROUP	5,855.00	
5	12	ARCO CONSTRUCTION COS.	5,645.61	
6	5	GILBANE BUILDING CO.	5,142.16	
7	4	AECOM	4,882.53	
8	7	JE DUNN CONSTRUCTION GROUP	4,772.40	
9	13	DPR CONSTRUCTION	4,548.79	
10	18	BARTON MALOW HOLDINGS LLC	4,482.44	
11	9	SUFFOLK CONSTRUCTION CO. INC.	4,363.00	
12	15	BRASFIELD & GORRIE LLC	4,015.86	
13	10	RYAN COS. US INC.	4,014.00	
14	8	CLAYCO	3,908.00	
15	16	SKANSKA USA	3,809.50	
16	17	SWINERTON	3,755.00	
17	14	HENSEL PHELPS	3,664.10	
18	11	BALFOUR BEATTY US	3,515.74	
19	19	MCCARTHY HOLDINGS INC.	3,310.90	
20	34	WALBRIDGE	2,686.32	
21	21	CONSIGLI BUILDING GROUP INC.	2,602.00	
22	22	THE YATES COS. INC.	2,406.80	
23	20	TUTOR PERINI CORP.	2,261.50	
24	23	ALSTON CONSTRUCTION	2,145.00	
25	31	HITT CONTRACTING INC.	2,130.20	
26	48	HOFFMAN CONSTRUCTION	2,120.00	
27	24	THE CONLAN COMPANY	2,025.35	
28	33	BIG-D CONSTRUCTION	1,970.00	
29	40	PEPPER CONSTRUCTION	1,908.97	
30	25	MORTENSON	1,884.36	
31	28	AUSTIN INDUSTRIES	1,862.96	
32	38	FCL BUILDERS LLC	1,766.00	
33	36	HARVEY HARVEY-CLEARY	1,755.00	
34	35	ALBERICI-FLINTCO	1,686.90	
35	39	ROBINS & MORTON	1,672.50	
36	46	CHOATE CONSTRUCTION CO.	1,643.29	
37	32	LENLEASE	1,637.30	
38	41	THE WALSH GROUP	1,567.04	
39	27	PCL CONSTRUCTION ENTERPRISES	1,558.92	
40	47	E.E. REED CONSTRUCTION LP	1,530.00	
41	**	HUNTER ROBERTS CONSTRUCTION	1,510.00	
42	45	CORE CONSTRUCTION GROUP	1,484.87	
43	37	GRAY CONSTRUCTION	1,439.46	
44	29	HATHAWAY DINWIDDIE CONSTRUCTION	1,395.37	
45	30	OKLAND CONSTRUCTION	1,367.80	
46	50	THE MCSHANE COS.	1,365.49	
47	**	BRINKMANN CONSTRUCTORS	1,354.42	
48	44	J.T. MAGEN & CO. INC.	1,290.10	
49	**	EVANS GENERAL CONTRACTORS	1,279.00	
50	**	POWER CONSTRUCTION CO. LLC	1,267.00	

FIRMS ARE RANKED BY TOTAL REVENUE FROM DOMESTIC GENERAL BUILDING AND MANUFACTURING.

recruiting and retaining world-class talent nationwide,” says Evelyn.

Sundt vice president and corporate director of health, safety and environment Paul Levin says Sundt’s biggest success in the last year has been the company-wide rollout “Stop the STCKY,” (which stands for stop the Sh*T That Can Kill You).

“Over the past decade, the industry’s average recordable injury rate (RIR) has gone down, but its fatalities have remained steady,” says Levin, explaining that it is this gap that the company is looking to close in on by implementing the program on its job sites.

The program focuses on eight areas of high-risk work and the identification and implementation of adequate controls needed to complete the work safely, Levin explains. “Data is collected during ST-

CKY Walks (high-energy control assessments) and analyzed to help us effectively review, manage and implement improvements, trainings, coaching and best practices to continue our effort to stop the ST-CKY,” he says.

McShane adds that implementing programs that reinforce company culture and values are just as important as addressing industry challenges.

There is no value engineering needed to simply ask, “What can I do to help?” explains McShane.

“We’ve been able to respond to the outside pressures by calling on our culture. We’ve seen a fair amount of challenges over the last few years, but our people have shown their dedication and commitment to our team,” she says. “Character is revealed during times like these, and I couldn’t be more proud.” ■

How To Read the Tables

Companies are ranked by construction revenue in 2022 in (\$ millions). Those with subsidiaries (†) are listed by company rank, which may be found on the ENR website at www.ENR.com. Firms not ranked last year are designated as **. Some markets may not add up to 100% due to omission of the “other” miscellaneous market category. NA = “not available.”

Figures include prime construction contracts, shares of joint ventures, subcontracts, the construction portion of design-construct contracts and construction management-at-risk contracts when the firm’s risks are similar to those of a general contractor. Figures also include the value of installed equipment when a firm has prime responsibility for specifying and procuring it within the scope of its construction contract.

General Building includes commercial buildings, offices, stores, educational facilities, government buildings, hospitals, medical facilities, hotels, apartments, housing, etc.

Manufacturing includes auto assembly, electronic assembly, textile plants, etc.

Power includes thermal and hydroelectric power plants, waste-to-energy plants, transmission lines, substations, cogeneration plants, etc.

Water Supply includes dams, reservoirs, transmission pipelines, distribution mains, irrigation canals, desalination and potability treatment plants, pumping stations, etc.

Sewerage / Solid Waste includes sanitary and storm sewers, treatment plants, pumping plants, incinerators, industrial waste facilities, etc.

Industrial Process includes pulp and paper mills, steel mills, non-ferrous metal refineries, pharmaceutical plants, chemical plants, food and other processing plants, etc.

Petroleum includes refineries, petrochemical plants, offshore facilities, pipelines, etc.

Transportation includes airports, bridges, roads, canals, locks, dredging, marine facilities, piers, railroads, tunnels, etc.

Hazardous Waste includes chemical and nuclear waste treatment, asbestos and lead abatement, etc.

Telecommunications includes transmission lines and cabling, towers and antennae, data centers and web hotels, etc.

RANK 2023	RANK 2022	FIRM	2022 REVENUE (\$ MIL)		2022 NEW CONTRACTS	GENERAL BUILDING	MANUFACTURING	POWER	WATER / SEWER / WASTE	INDUS. / PETROLEUM	TRANSPORTATION	HAZARDOUS WASTE	TELECOM	% CM-AT-RISK
			TOTAL	INT'L										
1	1	THE TURNER CORP., New York, N.Y.†	16,256.3	826.0	16,377.0	66	3	0	0	3	5	0	22	99
2	2	BECHTEL, Reston, Va.†	11,986.0	4,962.0	20,922.0	0	0	25	1	47	12	13	2	22
3	**	MASTEC INC., Coral Gables, Fla.†	11,605.0	199.3	13,000.0	2	0	48	1	16	8	0	23	0
4	3	KIEWIT CORP., Omaha, Neb.†	11,242.7	2,344.9	13,928.2	6	0	19	11	31	32	0	0	17
5	4	STO BUILDING GROUP, New York, N.Y.†	10,390.0	616.0	16,868.0	89	0	0	0	5	0	0	6	81
6	7	DPR CONSTRUCTION, Redwood City, Calif.	9,234.5	398.6	12,861.5	48	2	0	0	19	0	0	30	82
7	6	THE WHITING-TURNER CONTRACTING CO., Baltimore, Md.	8,599.9	0.0	13,000.0	80	2	0	1	6	2	0	9	62
8	5	FLUOR, Irving, Texas†	7,920.3	5,136.7	18,657.6	6	2	2	0	52	13	11	0	1
9	9	CLARK GROUP, McLean, Va.	7,219.3	0.0	7,038.0	81	0	1	1	0	17	0	0	69
10	8	SKANSKA USA, New York, N.Y.†	6,873.6	0.0	7,624.8	47	8	1	1	5	32	0	6	56
11	14	HENSEL PHELPS, Greeley, Colo.	6,419.6	0.0	15,652.0	45	12	0	2	2	33	0	6	38
12	11	GILBANE BUILDING CO., Providence, R.I.†	6,333.8	216.6	12,813.1	75	7	0	0	14	3	0	1	82
13	12	PCL CONSTRUCTION ENTERPRISES, Denver, Colo.†	6,142.7	3,694.8	6,512.7	63	0	15	6	6	8	0	0	34
14	10	AECOM, Dallas, Texas	6,126.1	13.4	6,255.6	77	3	2	0	0	12	0	6	91
15	15	THE WALSH GROUP, Chicago, Ill.	5,898.6	87.4	5,000.1	28	0	0	14	0	54	0	3	14
16	17	JE DUNN CONSTRUCTION GROUP, Kansas City, Mo.	5,827.8	0.0	8,726.4	69	13	0	0	1	3	0	14	86
17	26	ARCO CONSTRUCTION COS., St. Louis, Mo.	5,661.9	16.3	6,533.7	100	0	0	0	0	0	0	0	0
18	29	HITT CONTRACTING INC., Falls Church, Va.	5,416.3	2.2	6,606.2	39	0	0	0	0	0	0	61	100
19	22	MCCARTHY HOLDINGS INC., St. Louis, Mo.†	5,291.8	0.0	8,896.7	63	0	21	3	2	4	0	7	64
20	16	CLAYCO, Chicago, Ill.†	5,216.0	0.0	5,600.0	59	16	0	0	11	0	0	15	0
21	24	BRASFIELD & GORRIE LLC, Birmingham, Ala.	5,000.8	0.0	6,137.9	76	5	1	3	3	2	0	11	7
22	19	MORTENSON, Minneapolis, Minn.†	4,922.0	0.0	6,770.0	29	10	32	0	0	4	0	25	50
23	13	TUTOR PERINI CORP., Sylmar, Calif.†	4,876.0	366.2	3,484.2	51	0	0	0	0	49	0	0	0
24	23	SUFFOLK CONSTRUCTION CO. INC., Boston, Mass.†	4,822.7	0.0	7,598.4	90	0	0	0	0	5	0	4	58
25	30	BARTON MALOW HOLDINGS LLC, Southfield, Mich.†	4,798.4	75.2	6,623.6	41	53	4	0	2	1	0	0	63
26	20	BALFOUR BEATTY US, Dallas, Texas†	4,578.9	0.0	5,552.7	76	0	0	3	0	20	0	0	62
27	18	HOLDER CONSTRUCTION, Atlanta, Ga.	4,568.0	0.0	4,062.0	12	0	0	0	0	13	0	76	99
28	25	RYAN COS. US INC., Minneapolis, Minn.	4,053.0	0.0	3,893.0	99	0	0	0	0	0	0	0	11
29	21	SWINERTON, Concord, Calif.	3,926.9	0.0	7,370.6	96	0	0	0	0	4	0	0	69
30	48	HOFFMAN CONSTRUCTION, Portland, Ore.†	3,906.0	1,587.0	587.4	8	87	0	2	0	2	0	1	14
31	38	BURNS & MCDONNELL, Kansas City, Mo.†	3,871.2	180.2	NA	2	6	53	1	33	2	1	3	0
32	27	MICHEL'S CORP., Brownsville, Wis.†	3,866.1	754.0	4,051.0	7	0	31	6	42	12	0	2	0
33	40	ZACHRY GROUP, San Antonio, Texas†	3,704.6	0.0	2,901.6	0	0	6	0	94	0	0	0	0
34	39	WALBRIDGE, Detroit, Mich.	3,603.6	363.7	6,297.4	7	77	0	0	2	0	0	14	22
35	31	DRAGADOS, New York, N.Y.†	3,436.1	1,031.4	3,304.5	3	0	0	10	1	86	0	0	0
36	28	GRANITE CONSTRUCTION INC., Watsonville, Calif.†	3,301.2	37.9	2,338.2	12	0	4	12	0	66	0	0	0
37	33	GRAY CONSTRUCTION, Lexington, Ky.†	3,187.5	11.9	3,187.5	34	11	0	0	43	0	0	12	11
38	32	AUSTIN INDUSTRIES, Dallas, Texas†	3,181.0	0.0	3,147.7	58	0	0	0	15	26	0	0	29
39	35	ALBERICI-FLINTCO, St. Louis, Mo.†	3,101.3	821.8	3,876.5	51	11	0	7	22	8	0	0	50
40	34	THE YATES COS. INC., Philadelphia, Miss.†	3,094.3	0.0	5,604.9	41	36	0	0	13	4	0	0	30
41	41	CONSIGLI BUILDING GROUP INC., Milford, Mass.†	2,650.0	48.0	3,010.0	100	0	0	0	0	0	0	0	85
42	45	BLACK & VEATCH, Overland Park, Kan.†	2,611.1	585.1	542.9	0	0	72	4	2	0	0	21	9
43	47	BIG-D CONSTRUCTION, Salt Lake City, Utah†	2,469.0	0.0	2,275.0	79	1	0	0	5	11	0	1	90
44	55	MOSS, Fort Lauderdale, Fla.	2,468.8	0.0	3,193.7	44	0	55	0	0	1	0	0	100
45	37	TURNER INDUSTRIES GROUP LLC, Baton Rouge, La.†	2,448.2	0.0	163.0	0	0	1	0	98	0	1	0	0
46	49	DEVCON CONSTRUCTION INC., Milpitas, Calif.	2,350.0	0.0	2,000.0	0	0	0	0	0	0	0	0	0
47	36	FERROVIAL CONSTRUCTION US HOLDINGS CORP., Austin, Texas	2,162.5	0.0	1,974.9	0	0	0	5	0	95	0	0	0
48	43	ALSTON CONSTRUCTION, Sacramento, Calif.	2,145.0	0.0	2,252.0	90	10	0	0	0	0	0	0	0
49	51	FLATIRON CONSTRUCTION, Broomfield, Colo.†	2,059.4	184.1	1,174.3	0	0	1	13	0	85	0	0	0
50	46	THE CONLAN COMPANY, Marietta, Ga.	2,025.4	0.0	1,460.8	100	0	0	0	0	0	0	0	0

RANK 2023	RANK 2022	FIRM	2022 REVENUE (\$ MIL)		2022 NEW CONTRACTS	GENERAL BUILDING	MANUFACTURING	POWER	WATER / SEWER / WASTE	INDUS. / PETROLEUM	TRANSPORTATION	HAZARDOUS WASTE	TELECOM	% CM-AT-RISK
			TOTAL	INT'L										
51	56	STERLING INFRASTRUCTURE INC., The Woodlands, Texas†	1,965.6	0.0	1,539.9	62	0	0	0	0	38	0	0	9
52	67	PEPPER CONSTRUCTION, Chicago, Ill.†	1,920.0	0.0	2,175.4	99	0	0	0	0	0	0	0	73
53	50	LENLEASE, New York, N.Y.†	1,906.6	0.0	922.9	86	0	0	0	14	0	0	0	70
54	63	FCL BUILDERS LLC, Itasca, Ill.	1,900.0	0.0	1,600.0	92	1	0	0	7	0	0	0	0
55	54	FORTIS CONSTRUCTION INC., Portland, Ore.	1,828.7	510.9	1,376.2	12	0	0	0	4	0	0	84	98
56	81	EVANS GENERAL CONTRACTORS, Alpharetta, Ga.	1,765.0	0.0	1,900.0	47	26	0	0	22	0	0	6	0
57	68	MIRON CONSTRUCTION CO. INC., Neenah, Wis.	1,760.5	0.0	NA	46	1	9	3	39	2	0	0	51
58	58	HARVEY HARVEY-CLEARY, Houston, Texas	1,755.0	0.0	2,050.0	100	0	0	0	0	0	0	0	0
59	62	HASKELL, Jacksonville, Fla.†	1,725.2	220.0	2,030.0	24	13	0	11	52	0	0	0	0
60	52	THE KOKOSING GROUP OF COS., Westerville, Ohio†	1,714.5	0.0	2,269.5	15	1	4	13	6	55	0	0	19
61	66	ROBINS & MORTON, Birmingham, Ala.	1,685.8	0.0	2,560.0	99	0	0	0	0	0	0	1	64
62	61	SUNDT CONSTRUCTION INC., Tempe, Ariz.	1,677.1	0.0	2,403.8	24	23	11	26	2	10	0	3	57
63	82	CHOATE CONSTRUCTION CO., Atlanta, Ga.	1,643.3	0.0	2,257.6	76	24	0	0	0	0	0	0	0
64	65	CLUNE CONSTRUCTION, Chicago, Ill.	1,585.0	0.0	2,382.0	55	0	0	0	0	1	0	44	71
65	78	AMES CONSTRUCTION INC., Burnsville, Minn.	1,546.0	0.0	2,332.0	1	0	14	10	16	48	0	0	28
66	60	J.T. MAGEN & CO. INC., New York, N.Y.†	1,530.3	0.0	1,044.6	84	0	0	0	0	0	0	16	75
67	85	E.E. REED CONSTRUCTION LP, Sugar Land, Texas†	1,530.0	0.0	1,987.0	100	0	0	0	0	0	0	0	0
68	93	HUNTER ROBERTS CONSTRUCTION GROUP LLC, New York, N.Y.	1,510.0	0.0	1,800.0	100	0	0	0	0	0	0	0	95
69	74	CORE CONSTRUCTION GROUP, Frisco, Texas	1,484.9	0.0	NA	100	0	0	0	0	0	0	0	72
70	83	MANHATTAN CONSTRUCTION GROUP, Tulsa, Okla.†	1,480.3	1.8	1,991.4	78	0	0	0	3	16	0	3	66
71	91	GARNEY HOLDING CO., Kansas City, Mo.†	1,457.0	0.0	2,012.0	0	0	0	100	0	0	0	0	35
72	80	THE WEITZ CO. & AFFILIATES, Des Moines, Iowa†	1,450.5	59.6	1.3	46	1	0	0	7	13	0	32	0
73	64	MESSER CONSTRUCTION CO., Cincinnati, Ohio†	1,426.0	0.0	1,670.0	88	0	0	0	5	7	0	0	57
74	79	F.A. WILHELM CONSTRUCTION, Indianapolis, Ind.†	1,417.0	0.0	1,913.0	54	2	4	4	30	6	0	0	36
75	71	POWER CONSTRUCTION CO. LLC, Chicago, Ill.	1,400.0	0.0	1,200.0	91	0	0	0	0	10	0	0	74
76	57	HATHAWAY DINWIDDIE CONSTRUCTION CO., San Francisco, Calif.	1,395.4	0.0	1,353.0	100	0	0	0	0	0	0	0	0
77	96	THE BOLDT CO., Appleton, Wis.	1,381.3	0.0	NA	51	8	9	1	31	1	0	0	55
78	53	OKLAND CONSTRUCTION, Salt Lake City, Utah†	1,373.0	0.0	1,820.0	74	25	0	0	0	0	0	0	79
79	86	THE MCSHANE COS., Rosemont, Ill.†	1,365.5	0.0	1,231.7	100	0	0	0	0	0	0	0	13
80	116	BRINKMANN CONSTRUCTORS, Chesterfield, Mo.	1,354.5	0.0	1,438.0	93	7	0	0	0	0	0	0	22
81	70	LANE INDUSTRIES INC., Cheshire, Conn.†	1,315.8	0.0	848.9	0	0	0	27	0	73	0	0	0
82	75	ADOLFSON & PETERSON CONSTRUCTION, Minneapolis, Minn.†	1,310.4	0.0	1,711.0	76	0	0	0	24	0	0	0	74
83	106	CONSTRUCTION PARTNERS, Dothan, Ala.	1,301.0	0.0	1,301.0	0	0	0	0	0	100	0	0	0
84	137	SAMET CORP., Greensboro, N.C.	1,281.5	0.0	1,615.6	76	10	0	0	13	0	0	0	27
85	87	THE CHRISTMAN CO., Lansing, Mich.†	1,271.0	0.0	1,884.0	91	1	2	0	0	4	0	1	68
86	119	SUMMIT CONTRACTING GROUP INC., Jacksonville, Fla.	1,258.8	0.0	1,692.8	100	0	0	0	0	0	0	0	0
87	84	ALLAN MYERS, Worcester, Pa.	1,243.7	0.0	1,118.0	0	0	0	13	0	87	0	0	0
88	76	OHLA USA INC., College Point, N.Y.†	1,224.9	11.0	1,650.0	4	0	0	6	0	90	0	0	4
89	73	SHAWMUT DESIGN AND CONSTRUCTION, Boston, Mass.	1,216.8	0.0	2,834.0	100	0	0	0	0	0	0	0	93
90	92	DAY & ZIMMERMANN, Philadelphia, Pa.†	1,193.5	52.3	43.4	0	1	98	0	1	0	0	0	0
91	59	CROSSLAND CONSTRUCTION CO. INC., Columbus, Kan.	1,193.0	0.0	1,603.0	77	5	0	12	0	7	0	0	0
92	98	S&B ENGINEERS AND CONSTRUCTORS, Houston, Texas†	1,188.4	0.0	504.0	0	0	2	0	97	0	0	0	0
93	88	BNBUILDERS, Seattle, Wash.	1,179.0	0.0	NA	100	0	0	0	0	0	0	0	0
94	105	PJ DICK - TRUMBULL - LINDY GROUP, Pittsburgh, Pa.†	1,177.0	0.0	1,112.0	35	0	2	2	0	55	0	0	20
95	103	O'NEIL INDUSTRIES INC., Chicago, Ill.†	1,173.5	0.0	986.7	90	7	1	0	0	2	0	0	0
96	72	THE CIANBRO COS., Pittsfield, Maine†	1,163.0	0.0	608.0	21	0	12	0	46	19	0	0	31
97	69	SOUTHLAND HOLDINGS, Grapevine, Texas†	1,161.0	202.0	1,893.0	0	0	0	30	0	70	0	0	0
98	77	BL HARBERT INTERNATIONAL, Birmingham, Ala.	1,159.0	798.7	1,135.8	96	0	0	0	4	0	0	0	0
99	90	TEICHERT CONSTRUCTION, Sacramento, Calif.	1,151.1	0.0	971.0	15	0	0	6	7	71	0	0	0
100	102	LEVEL 10 CONSTRUCTION, Sunnyvale, Calif.	1,131.5	0.0	68.5	100	0	0	0	0	0	0	0	100

RANK 2023	RANK 2022	FIRM	2022 REVENUE (\$ MIL)		2022 NEW CONTRACTS	GENERAL BUILDING	MANUFACTURING	POWER	WATER / SEWER / WASTE	INDUS. / PETROLEUM	TRANSPORTATION	HAZARDOUS WASTE	TELECOM	% CM-AT-RISK
			TOTAL	INT'L										
101	143	CBRE, Dallas, Texas†	1,123.5	747.4	NA	0	0	0	0	0	0	0	0	100
102	100	NABHOLZ, Conway, Ark.	1,118.1	0.0	NA	80	10	0	1	0	5	0	3	0
103	112	KPRS CONSTRUCTION, Brea, Calif.†	1,100.0	0.0	1,200.0	100	0	0	0	0	0	0	0	0
104	**	BLUE RIDGE POWER, Asheville, N.C.†	1,094.0	0.0	1,547.0	0	0	100	0	0	0	0	0	0
105	109	THE RUDOLPH LIBBE COS. INC., Walbridge, Ohio†	1,093.0	0.0	1,708.0	16	60	6	0	15	0	0	0	34
106	97	VINCI CONSTRUCTION USA (F/K/A EUROVIA USA), Winter Park, Fla.†	1,063.6	0.0	994.5	0	0	0	0	0	100	0	0	0
107	89	HOAR CONSTRUCTION, Birmingham, Ala.	1,063.0	0.0	1,920.9	89	10	0	0	0	0	0	0	98
108	121	CRB, Kansas City, Mo.	1,044.1	17.2	NA	0	0	0	0	100	0	0	0	8
109	125	ANDERSEN CONSTRUCTION, Portland, Ore.	1,027.0	0.0	1,500.0	100	0	0	0	0	0	0	0	93
110	95	WEBCOR, San Francisco, Calif.	1,021.0	0.0	1,500.0	91	0	0	9	0	0	0	0	94
111	123	GRAHAM CONSTRUCTION, Omaha, Neb.†	1,008.0	0.0	564.0	62	0	0	9	10	18	0	0	0
112	99	J.H. FINDORFF & SON INC., Madison, Wis.	1,007.0	0.0	1,011.0	100	0	0	0	0	0	0	0	92
113	124	LECHASE CONSTRUCTION SERVICES LLC, Rochester, N.Y.	984.9	0.0	971.4	92	3	0	0	4	0	0	0	49
114	110	WEEKS MARINE INC., Cranford, N.J.†	984.9	86.9	997.2	0	0	20	6	5	64	1	0	0
115	126	JRM CONSTRUCTION MANAGEMENT, New York, N.Y.	980.0	0.0	900.0	100	0	0	0	0	0	0	0	26
116	**	MCGOUGH, St. Paul, Minn.	975.0	0.0	1,415.0	69	14	2	0	15	0	0	0	98
117	104	HERZOG, St. Joseph, Mo.†	965.4	54.6	1,033.0	0	0	0	0	0	100	0	0	0
118	94	APTIM, Baton Rouge, La.	964.5	227.6	1,507.5	17	0	1	6	37	6	32	0	23
119	115	THE BECK GROUP, Dallas, Texas	960.6	24.2	656.5	90	0	0	0	0	1	0	10	71
120	136	OLTMANS CONSTRUCTION CO., Whittier, Calif.	950.0	0.0	1,899.0	98	0	2	0	0	0	0	0	0
121	114	CATAMOUNT CONSTRUCTORS INC., Lakewood, Colo.	939.8	0.0	1,206.6	100	0	0	0	0	0	0	0	95
122	153	BUILD GROUP, San Francisco, Calif.	938.0	0.0	1,578.0	100	0	0	0	0	0	0	0	0
123	169	JINGOLI - DCO, Lawrenceville, N.J.†	930.2	9.4	1,308.0	20	0	71	2	0	0	7	0	20
124	118	JAMES G. DAVIS CONSTRUCTION CORP., Rockville, Md.	928.7	0.0	NA	100	0	0	0	0	0	0	0	0
125	122	ASRC INDUSTRIAL, Tempe, Ariz.†	924.3	0.0	2,101.0	5	10	5	15	25	15	20	5	0
126	157	IPS-INTEGRATED PROJECT SERVICES LLC, Blue Bell, Pa.†	908.2	13.8	704.4	0	0	0	0	100	0	0	0	100
127	148	JAMES R. VANNOY & SONS CONSTRUCTION CO. INC., Jefferson, N.C.	889.0	0.0	620.0	95	0	0	0	0	5	0	0	83
128	145	THE PENTA BUILDING GROUP, Las Vegas, Nev.	882.1	0.0	455.1	100	0	0	0	0	0	0	0	61
129	**	WILLMENG CONSTRUCTION, Phoenix, Ariz.	870.0	0.0	82.0	30	3	0	0	67	0	0	0	32
130	205	ENGINEERED STRUCTURES INC. (ESI), Meridian, Idaho	866.0	0.0	626.0	92	0	0	8	0	0	0	0	0
131	177	CLANCY & THEYS CONSTRUCTION, Raleigh, N.C.	862.6	0.0	1,100.0	96	3	0	0	0	1	0	0	95
132	127	JACOBSEN CONSTRUCTION CO. INC., Salt Lake City, Utah	862.0	0.0	657.0	96	0	0	0	4	0	0	0	100
133	166	EXYTE AMERICAS HOLDING INC., Plano, Texas†	858.4	0.0	1,452.0	0	96	0	0	4	0	0	0	3
134	215	JOERIS GENERAL CONTRACTORS, San Antonio, Texas	854.9	0.0	753.1	100	0	0	0	0	0	0	0	60
135	133	SATTERFIELD & PONTIKES CONSTRUCTION INC., Houston, Texas†	851.0	0.0	918.0	79	0	0	4	0	17	0	0	25
136	**	HILLWOOD CONSTRUCTION SERVICES, Dallas, Texas	841.0	0.0	716.0	100	0	0	0	0	0	0	0	0
137	156	BARTLETT COCKE GENERAL CONTRACTORS LLC, San Antonio, Texas†	840.3	0.0	686.3	93	1	0	0	4	0	0	3	95
138	217	DENNIS GROUP, Springfield, Mass.†	836.5	17.0	524.3	0	0	0	0	100	0	0	0	7
139	167	RYCON CONSTRUCTION INC., Pittsburgh, Pa.	827.2	0.0	1,349.0	85	12	0	0	0	3	0	0	24
140	161	FERREIRA CONSTRUCTION CO. INC., Branchburg, N.J.†	821.2	0.0	10.3	0	0	56	8	0	27	0	0	0
141	**	XL CONSTRUCTION CORP., Milpitas, Calif.	806.5	0.0	251.4	100	0	0	0	0	0	0	0	64
142	158	TRAYLOR CONSTRUCTION GROUP INC., Evansville, Ind.	802.2	33.8	NA	0	0	15	26	13	44	0	0	0
143	132	F.H. PASCHEN, Chicago, Ill.	800.4	0.0	1,002.0	40	0	0	1	1	57	1	0	5
144	155	ROGERS-O'BRIEN CONSTRUCTION, Dallas, Texas	796.9	0.0	1,356.0	67	7	0	0	0	0	0	26	75
145	139	GOODFELLOW BROS., Wenatchee, Wash.†	790.1	0.0	923.8	77	0	4	9	0	5	2	0	0
146	180	MILLIE AND SEVERSON GENERAL CONTRACTORS, Los Alamitos, Calif.†	790.0	0.0	291.0	100	0	0	0	0	0	0	0	100
147	135	HANOVER CO., Houston, Texas†	780.0	0.0	602.0	100	0	0	0	0	0	0	0	0
148	151	MATRIX SERVICE CO., Tulsa, Okla.†	780.0	92.2	NA	0	0	26	0	74	0	0	0	0
149	149	KAST CONSTRUCTION LLC, West Palm Beach, Fla.	777.0	0.0	829.0	100	0	0	0	0	0	0	0	99
150	113	SHIMMICK, Irvine, Calif.†	758.0	0.0	90.2	3	0	0	48	0	46	0	0	0

RANK 2023	RANK 2022	FIRM	2022 REVENUE (\$ MIL)		2022 NEW CONTRACTS	GENERAL BUILDING	MANUFACTURING	POWER	WATER / SEWER / WASTE	INDUS. / PETROLEUM	TRANSPORTATION	HAZARDOUS WASTE	TELECOM	% CM-AT-RISK
			TOTAL	INT'L										
151	188	PARIC HOLDINGS, St. Louis, Mo.†	757.1	0.0	522.2	43	15	21	0	21	0	0	0	40
152	131	VCC LLC, The Colony, Texas	750.0	0.0	697.0	100	0	0	0	0	0	0	0	100
153	191	H&M CO. INC., Jackson, Tenn.†	750.0	0.0	800.0	60	0	0	0	40	0	0	0	0
154	162	ORION GROUP HOLDINGS INC., Houston, Texas†	748.3	6.7	607.1	55	0	0	0	8	37	0	0	0
155	198	C D SMITH CONSTRUCTION, Fond du Lac, Wis.	743.5	0.0	810.0	81	0	0	19	0	0	0	0	0
156	152	LEASE CRUTCHER LEWIS, Seattle, Wash.†	741.3	10.3	754.0	91	0	0	0	0	0	0	9	50
157	140	ECC, Burlingame, Calif.†	734.1	96.6	810.2	22	0	1	22	3	45	5	2	0
158	134	STACY AND WITBECK INC., Alameda, Calif.†	729.4	0.0	1,095.0	0	0	0	0	0	100	0	0	0
159	219	TORCON INC., Red Bank, N.J.	726.6	0.0	787.2	100	0	0	0	0	0	0	0	100
160	147	WHARTON-SMITH INC., Sanford, Fla.	714.7	0.0	1,028.8	50	0	0	50	0	0	0	0	63
161	206	WEIS BUILDERS INC., Minneapolis, Minn.	710.4	0.0	780.6	100	0	0	0	0	0	0	0	0
162	209	PHILLIPS INFRASTRUCTURE HOLDINGS, Knoxville, Tenn.†	707.8	0.0	633.1	15	20	31	23	0	0	0	0	0
163	107	CADDELL CONSTRUCTION, Montgomery, Ala.	707.3	347.1	2,604.2	100	0	0	0	0	0	0	0	20
164	183	BILFINGER NORTH AMERICA INC., Deer Park, Texas†	700.9	0.0	NA	23	0	0	0	77	0	0	0	0
165	141	BARNARD CONSTRUCTION CO. INC., Bozeman, Mont.†	698.3	195.1	288.5	0	0	23	34	31	10	0	2	0
166	175	KAJIMA BUILDING & DESIGN GROUP INC., Atlanta, Ga.	698.0	0.0	1,067.0	55	22	0	0	23	0	0	0	0
167	117	WOOD PLC, Houston, Texas	690.3	0.0	NA	0	0	34	0	66	0	0	0	0
168	171	TRUEBECK CONSTRUCTION, San Mateo, Calif.	688.6	0.0	2,188.9	100	0	0	0	0	0	0	0	92
169	129	COASTAL CONSTRUCTION GROUP, Miami, Fla.†	687.3	12.4	1,219.0	100	0	0	0	0	0	0	0	0
170	128	MCCOWNGORDON CONSTRUCTION, Kansas City, Mo.	673.0	0.0	1,165.0	99	0	0	0	1	0	0	0	82
171	173	BOZZUTO CONSTRUCTION CO., Greenbelt, Md.†	667.3	0.0	493.2	100	0	0	0	0	0	0	0	100
172	232	DELLBROOKJKS, Quincy, Mass.	658.4	0.0	436.1	100	0	0	0	0	0	0	0	100
173	192	ANDERSON COLUMBIA CO. INC., Lake City, Fla.	652.0	0.0	669.0	0	24	0	0	0	76	0	0	0
174	**	SAULSBURY, Odessa, Texas	650.0	0.0	700.0	0	0	16	0	84	0	0	0	0
175	130	GREAT LAKES DREDGE & DOCK CO., Houston, Texas	648.8	0.0	773.8	0	0	0	0	0	100	0	0	0
176	195	KRAUS-ANDERSON, Minneapolis, Minn.	644.6	0.0	891.0	90	6	0	0	0	1	0	3	92
177	207	SPAWGLASS HOLDING, Selma, Texas†	643.5	0.0	556.0	88	5	0	3	0	4	0	0	65
178	224	UNITED ENGINEERS & CONSTRUCTORS INC., Mt. Laurel, N.J.†	637.8	67.5	126.9	0	0	100	0	0	0	0	0	20
179	154	KITCHELL CORP., Phoenix, Ariz.†	636.3	0.0	440.7	99	0	0	0	0	0	0	0	43
180	190	SELLEN CONSTRUCTION, Seattle, Wash.	636.0	0.0	635.0	100	0	0	0	0	0	0	0	0
181	168	WILLIAMS BROTHERS CONSTRUCTION CO. INC., Houston, Texas	635.4	0.0	1,060.0	0	0	0	0	0	100	0	0	0
182	254	COMMERCIAL CONTRACTING CORP., Auburn Hills, Mich.†	633.6	63.0	1,225.0	4	83	1	7	4	0	0	0	0
183	170	FCI CONSTRUCTORS INC., Grand Junction, Colo.†	625.0	0.0	842.3	100	0	0	0	0	0	0	0	59
184	138	STELLAR, Jacksonville, Fla.	625.0	0.0	NA	23	0	0	0	77	0	0	0	0
185	199	SUPERIOR CONSTRUCTION HOLDING CO. INC., Jacksonville, Fla.†	621.8	0.0	927.8	0	0	0	0	6	94	0	0	0
186	270	SAUNDERS CONSTRUCTION INC., Englewood, Colo.†	621.2	0.0	830.0	97	2	1	0	0	1	0	0	89
187	142	BATSON-COOK CONSTRUCTION, Atlanta, Ga.	620.0	0.0	544.0	96	0	0	0	0	0	0	0	0
188	193	PEINADO CONSTRUCTION, Frisco, Texas	612.0	0.0	768.0	90	7	0	0	0	0	0	3	0
189	**	LANDMARK CONSTRUCTION LLC, Athens, Ga.	600.0	0.0	1,200.0	100	0	0	0	0	0	0	0	0
190	172	BARNHILL CONTRACTING CO., Rocky Mount, N.C.	599.0	0.0	713.6	53	0	0	0	0	47	0	0	26
191	253	THE OPUS GROUP, Minnetonka, Minn.	588.5	0.0	NA	100	0	0	0	0	0	0	0	0
192	164	LEE LEWIS CONSTRUCTION INC., Lubbock, Texas	584.0	0.0	900.0	100	0	0	0	0	0	0	0	90
193	174	GLY CONSTRUCTION, Bellevue, Wash.	583.8	0.0	804.2	100	0	0	0	0	0	0	0	100
194	196	ARCH-CON CORP., Houston, Texas	583.0	0.0	930.0	100	0	0	0	0	0	0	0	0
195	182	LAS VEGAS PAVING CORP., Las Vegas, Nev.	580.0	0.0	708.0	0	0	0	0	0	100	0	0	0
196	194	STAKER PARSON MATERIALS & CONSTRUCTION, Ogden, Utah	575.9	0.0	189.1	31	2	2	3	1	51	0	0	1
197	200	POGUE CONSTRUCTION CO. LP, McKinney, Texas	575.0	0.0	NA	100	0	0	0	0	0	0	0	91
198	159	HAWAIIAN DREDGING CONSTRUCTION CO. INC., Honolulu, Hawaii†	573.0	0.0	384.0	83	0	1	11	0	5	0	0	0
199	248	CALLAHAN INC., Bridgewater, Mass.	570.0	0.0	497.0	100	0	0	0	0	0	0	0	0
200	184	ZACHRY CONSTRUCTION CORP., San Antonio, Texas†	568.1	0.0	131.9	0	0	0	3	0	94	0	4	0

WHARTON-SMITH named Tim Smith president and CEO in April. Former CEO Ron Davoli has moved to become chairman of the board.

RANK 2023	RANK 2022	FIRM	2022 REVENUE (\$ MIL)		2022 NEW CONTRACTS	GENERAL BUILDING	MANUFACTURING	POWER	WATER / SEWER / WASTE	INDUS. / PETROLEUM	TRANSPORTATION	HAZARDOUS WASTE	TELECOM	% CM-AT-RISK
			TOTAL	INT'L										
201	111	GRAYCOR, Oakbrook Terrace, Ill.†	567.6	0.0	NA	79	8	6	0	7	0	0	0	0
202	160	GE JOHNSON, Colorado Springs, Colo.†	566.5	0.0	951.0	99	0	0	0	0	0	0	0	91
203	165	C.W. DRIVER COS., Pasadena, Calif.†	565.9	0.0	1,321.0	100	0	0	0	0	0	0	0	91
204	312	MYCON GENERAL CONTRACTORS INC., Dallas, Texas	565.3	0.0	247.0	100	0	0	0	0	0	0	0	0
205	179	MASCARO CONSTRUCTION CO. LP, Pittsburgh, Pa.	564.8	0.0	214.5	67	1	2	4	7	20	0	0	59
206	294	PARKWAY C&A, Lewisville, Texas	560.0	0.0	540.0	100	0	0	0	0	0	0	0	0
207	244	DOME CONSTRUCTION, South San Francisco, Calif.	557.0	0.0	597.1	100	0	0	0	0	0	0	0	0
208	226	SKYLINE CONSTRUCTION, San Francisco, Calif.†	555.0	0.0	489.0	100	0	0	0	0	0	0	0	0
209	241	ELFORD INC., Columbus, Ohio	549.0	0.0	762.0	99	0	0	1	0	0	0	0	80
210	233	DIMEO CONSTRUCTION CO., Providence, R.I.	548.9	0.0	607.0	100	0	0	0	0	0	0	0	96
211	258	SLETTEN COS., Great Falls, Mont.†	547.6	0.0	443.1	73	0	5	8	0	13	0	0	22
212	185	DEACON CONSTRUCTION LLC, Citrus Heights, Calif.†	540.0	0.0	488.0	100	0	0	0	0	0	0	0	100
213	225	IOVINO ENTERPRISES, Great Neck, N.Y.†	534.7	0.0	1,031.0	22	0	0	2	0	61	0	1	0
214	279	J.P. CULLEN AND SONS INC., Janesville, Wis.	532.0	0.0	622.0	79	2	3	0	16	0	0	0	62
215	400	INDEPENDENCE CONSTRUCTION, Independence, Ohio†	531.0	0.0	625.0	97	3	0	0	0	0	0	0	74
216	197	BBL CONSTRUCTION SERVICES LLC, Albany, N.Y.	529.5	0.0	321.8	100	0	0	0	0	0	0	0	22
217	280	COMMODORE BUILDERS, Waltham, Mass.	528.3	0.0	494.7	100	0	0	0	0	0	0	0	100
218	278	MW BUILDERS, Pflugerville, Texas	522.0	0.0	668.0	100	0	0	0	0	0	0	0	0
219	309	RIDGEMONT COMMERCIAL CO., Irving, Texas	516.9	0.0	172.9	100	0	0	0	0	0	0	0	0
220	229	WALSH CONSTRUCTION CO., Portland, Ore.	513.0	0.0	513.0	100	0	0	0	0	0	0	0	0
221	243	VECELLIO GROUP INC., Palm Beach, Fla.†	510.6	0.0	298.7	0	0	0	0	4	94	0	0	0
222	211	MILENDER WHITE, Arvada, Colo.	509.6	0.0	565.2	100	0	0	0	0	0	0	0	0
223	186	LEMOINE, Lafayette, La.†	508.0	0.0	600.0	89	0	0	5	0	3	0	0	50
224	176	PARSONS CORP., Centreville, Va.†	507.1	242.7	NA	47	0	0	0	0	49	1	2	33
225	108	CHINA CONSTR. AMERICA/PLAZA CONSTR., Jersey City, N.J.†	507.1	25.5	474.5	100	0	0	0	0	0	0	0	63
226	189	PIKE CONSTRUCTION SERVICES INC., Rochester, N.Y.	504.0	0.0	1,190.0	99	0	0	0	1	0	0	0	81
227	203	THE MIDDLESEX CORP., Littleton, Mass.†	503.9	0.0	636.3	0	0	6	0	0	94	0	0	7
228	276	KAUFMAN LYNN CONSTRUCTION, Delray Beach, Fla.	503.5	0.0	728.4	100	0	0	0	0	0	0	0	100
229	213	RAND CONSTRUCTION CORP., Alexandria, Va.	502.0	0.0	502.0	100	0	0	0	0	0	0	0	0
230	**	PENNTX CONSTRUCTION, Blue Bell, Pa.	500.1	0.0	426.2	100	0	0	0	0	0	0	0	100
231	263	BOH BROS. CONSTRUCTION CO. LLC, New Orleans, La.†	496.4	0.0	587.1	50	0	2	0	21	28	0	0	41
232	285	HOLT CONSTRUCTION, Pearl River, N.Y.	496.1	0.0	426.0	100	0	0	0	0	0	0	0	53
233	324	EDIFICE INC., Charlotte, N.C.	495.0	0.0	531.0	95	5	0	0	0	0	0	0	16
234	187	R&O CONSTRUCTION, Ogden, Utah	495.0	0.0	439.0	93	5	0	0	0	2	0	0	100
235	220	ELECTRICAL CONSULTANTS INC., Billings, Mont.†	494.0	0.0	424.0	0	0	99	0	1	0	0	0	86
236	150	W. M. JORDAN CO., Newport News, Va.	493.9	0.0	1,003.7	90	7	0	0	0	3	0	0	68
237	202	BERNARDS, San Fernando, Calif.†	488.7	0.0	419.1	100	0	0	0	0	0	0	0	35
238	237	ARISTEO CONSTRUCTION CO., Livonia, Mich.†	488.2	0.0	NA	24	69	7	0	1	0	0	0	24
239	268	NEW SOUTH CONSTRUCTION CO., Atlanta, Ga.†	487.0	0.0	775.0	35	0	0	0	0	0	24	0	94
240	238	EMJ CONSTRUCTION, Chattanooga, Tenn.	479.9	0.0	245.2	93	0	0	0	7	0	0	0	0
241	242	GRANGER CONSTRUCTION CO., Lansing, Mich.	479.7	0.0	555.0	94	3	2	1	0	0	0	0	83
242	227	CHASSE BUILDING TEAM, Tempe, Ariz.	478.0	0.0	486.0	100	0	0	0	0	0	0	0	88
243	385	IDEAL CONTRACTING LLC, Detroit, Mich.	478.0	0.0	690.0	13	87	0	0	0	0	0	0	4
244	181	GRUNLEY CONSTRUCTION CO. INC., Rockville, Md.	475.0	0.0	850.0	100	0	0	0	0	0	0	0	23
245	208	ANDRES CONSTRUCTION SERVICES LLC, Dallas, Texas	473.6	0.0	431.0	100	0	0	0	0	0	0	0	0
246	222	NAN INC., Honolulu, Hawaii	465.8	0.0	1,876.1	73	0	1	12	0	14	0	0	0
247	210	BRANCH GROUP, Roanoke, Va.†	463.3	0.0	765.8	27	0	0	0	0	60	0	0	1
248	231	IMC CONSTRUCTION, Malvern, Pa.	462.0	0.0	394.0	93	0	0	0	7	0	0	0	100
249	235	CARROLL DANIEL CONSTRUCTION CO., Gainesville, Ga.	452.8	0.0	461.6	67	13	0	0	19	0	0	0	52
250	**	ENTACT, Southlake, Texas	452.8	0.0	310.0	0	0	0	0	40	0	60	0	0

RANK 2023	RANK 2022	FIRM	2022 REVENUE (\$ MIL)		2022 NEW CONTRACTS	GENERAL BUILDING	MANUFACTURING	POWER	WATER / SEWER / WASTE	INDUS. / PETROLEUM	TRANSPORTATION	HAZARDOUS WASTE	TELECOM	% CM-AT-RISK
			TOTAL	INT'L										
251	296	CSI CONSTRUCTION CO., Colorado Springs, Colo.	450.0	0.0	617.0	100	0	0	0	0	0	0	0	4
252	306	HARKINS BUILDERS, Columbia, Md.	448.0	0.0	681.6	100	0	0	0	0	0	0	0	0
253	287	O&G INDUSTRIES INC., Torrington, Conn.	447.0	0.0	297.0	34	3	2	2	1	58	0	0	66
254	223	J. FLETCHER CREAMER & SON INC., Hackensack, N.J.†	446.8	0.0	227.5	2	0	15	43	5	19	0	16	0
255	372	CONTEGRA CONSTRUCTION CO., Edwardsville, Ill.	441.0	0.0	275.0	12	0	0	1	87	0	0	0	0
256	283	ALLIED POWER, Baton Rouge, La.†	440.8	0.0	941.9	0	0	100	0	0	0	0	0	0
257	256	CROWDER CONSTRUCTORS INC., Charlotte, N.C.†	440.4	0.0	618.4	2	2	17	52	5	11	0	0	12
258	240	SECURITY PAVING CO. INC., Westlake Village, Calif.†	440.0	0.0	120.0	0	0	0	0	0	100	0	0	0
259	163	MWH, Broomfield, Colo.†	439.5	16.8	685.8	0	9	0	77	14	0	0	0	51
260	201	THE KORTE CO., Highland, Ill.†	437.0	0.0	764.0	100	0	0	0	0	0	0	0	10
261	398	JUNEAU CONSTRUCTION CO., Atlanta, Ga.	436.5	0.0	NA	100	0	0	0	0	0	0	0	92
262	284	PC CONSTRUCTION CO., South Burlington, Vt.	432.4	0.0	560.8	47	18	2	33	0	0	0	0	27
263	304	URBAN ATELIER GROUP, New York, N.Y.	429.9	0.0	547.2	100	0	0	0	0	0	0	0	100
264	146	WIELAND, Lansing, Mich.	427.7	0.0	317.0	26	28	0	0	45	0	0	0	4
265	261	BULLEY & ANDREWS, Chicago, Ill.	426.0	0.0	426.0	100	0	0	0	0	0	0	0	70
266	289	DICK ANDERSON CONSTRUCTION INC., Helena, Mont.	425.2	0.0	NA	85	6	0	2	0	1	0	0	0
267	251	LYLES CONSTRUCTION GROUP, Fresno, Calif.†	425.1	0.0	88.5	8	0	2	82	6	2	0	0	2
268	317	SHIEL SEXTON CO. INC., Indianapolis, Ind.†	423.0	0.0	739.1	97	0	0	0	0	0	0	3	62
269	246	ROCKFORD CONSTRUCTION CO., Grand Rapids, Mich.	422.4	2.7	290.9	92	0	0	0	8	0	0	0	0
270	218	SUKUT CONSTRUCTION LLC, Santa Ana, Calif.	422.2	0.0	646.0	22	0	12	52	0	9	0	0	0
271	341	NEXAMP, Boston, Mass.	422.0	0.0	422.0	0	0	100	0	0	0	0	0	100
272	357	WOHLSSEN CONSTRUCTION CO., Lancaster, Pa.	420.3	0.0	407.1	75	25	0	0	0	0	0	0	66
273	266	FAGEN INC., Granite Falls, Minn.	419.0	0.0	575.0	0	0	15	0	85	0	0	0	0
274	333	CURRENT BUILDERS, Pompano Beach, Fla.	417.0	0.0	358.0	100	0	0	0	0	0	0	0	100
275	322	HASELDEN CONSTRUCTION, Centennial, Colo.†	414.0	0.0	747.0	100	0	0	0	0	0	0	0	82
276	234	CDM SMITH, Boston, Mass.†	411.6	0.0	389.1	0	0	0	100	0	0	0	0	0
277	292	SEMA CONSTRUCTION INC., Centennial, Colo.†	411.6	0.0	286.8	0	16	0	0	2	82	0	0	30
278	378	RUSSELL GROUP INC., Davenport, Iowa†	408.3	0.0	384.0	100	0	0	0	0	0	0	0	49
279	**	CAHILL CONTRACTORS, San Francisco, Calif.	408.3	0.0	NA	100	0	0	0	0	0	0	0	0
280	259	DRYMALLA CONSTRUCTION CO., Columbus, Texas	408.0	0.0	200.0	100	0	0	0	0	0	0	0	52
281	336	FRANK L. BLUM CONSTRUCTION CO., Winston-Salem, N.C.	405.0	0.0	473.0	100	0	0	0	0	0	0	0	98
282	300	CAJUN INDUSTRIES HOLDINGS LLC, Baton Rouge, La.†	403.8	0.0	517.6	0	5	9	0	74	7	0	5	0
283	269	DANIS, Miamisburg, Ohio	397.1	0.0	269.9	85	0	0	0	15	0	0	0	89
284	236	NIBBI BROS. ASSOCIATES INC., San Francisco, Calif.	396.5	0.0	594.0	96	0	0	0	0	4	0	0	95
285	262	DEANGELIS DIAMOND CONSTRUCTION, Naples, Fla.	396.0	0.0	416.5	89	11	0	0	0	0	0	0	97
286	245	TRITON CONSTRUCTION CO. LLC, New York, N.Y.	393.0	0.0	200.0	100	0	0	0	0	0	0	0	100
287	308	SKENDER, Chicago, Ill.	392.6	0.0	775.0	100	0	0	0	0	0	0	0	75
288	178	RODGERS BUILDERS, Charlotte, N.C.	390.2	0.0	NA	100	0	0	0	0	0	0	0	94
289	293	LYDIG CONSTRUCTION, Spokane Valley, Wash.	390.0	0.0	149.0	83	8	0	0	9	0	0	0	45
290	212	FRANA COS. INC., Hopkins, Minn.	385.4	0.0	NA	100	0	0	0	0	0	0	0	0
291	249	PERNIX GROUP INC., Lombard, Ill.†	383.7	97.3	360.5	74	21	3	0	0	2	0	0	0
292	315	SHELCO LLC, Charlotte, N.C.	382.8	0.0	NA	67	33	0	0	0	0	0	0	5
293	274	SNYDER LANGSTON, Irvine, Calif.	381.0	0.0	NA	100	0	0	0	0	0	0	0	0
294	228	MANSON CONSTRUCTION CO., Seattle, Wash.†	378.1	1.5	360.2	0	0	0	0	7	93	0	0	0
295	264	C. OVERAA & CO., Richmond, Calif.	377.7	0.0	273.6	58	0	2	34	5	1	0	0	33
296	260	INTECH CONSTRUCTION, Philadelphia, Pa.	375.1	0.0	362.0	100	0	0	0	0	0	0	0	100
297	305	S. T. WOOTEN CORP., Wilson, N.C.	374.5	0.0	296.1	0	0	0	0	0	100	0	0	0
298	272	KRAEMER NORTH AMERICA LLC, Plain, Wis.	373.8	0.0	403.9	0	0	0	0	0	100	0	0	52
299	328	HARPER CONSTRUCTION CO. INC., San Diego, Calif.	373.8	0.0	318.2	59	0	0	0	0	41	0	0	0
300	337	BOWEN ENGINEERING CORP., Indianapolis, Ind.†	372.0	0.0	393.0	0	0	18	69	5	0	0	0	3

#263

URBAN ATELIER GROUP topped out 100 Flatbush, a residential building that will be the first all-electric skyscraper in Brooklyn, N.Y.

RANK 2023	RANK 2022	FIRM	2022 REVENUE (\$ MIL)		2022 NEW CONTRACTS	GENERAL BUILDING	MANUFACTURING	POWER	WATER / SEWER / WASTE	INDUS. / PETROLEUM	TRANSPORTATION	HAZARDOUS WASTE	TELECOM	% CM-AT-RISK
			TOTAL	INT'L										
301	252	COLUMBIA, North Reading, Mass.	370.0	0.0	94.9	90	8	0	0	0	2	0	0	100
302	307	HARPER GENERAL CONTRACTORS, Greenville, S.C.	368.2	0.0	301.7	81	6	0	14	0	0	0	0	40
303	257	JPI, Irving, Texas†	367.6	0.0	1,040.6	100	0	0	0	0	0	0	0	0
304	350	MARCH ASSOCIATES CONSTRUCTION INC., Wayne, N.J.	366.0	0.0	535.0	100	0	0	0	0	0	0	0	0
305	250	Q&D CONSTRUCTION, Sparks, Nev.	361.2	0.0	211.1	4	1	0	2	10	82	0	0	23
306	221	CLARK CONSTRUCTION CO., Lansing, Mich.†	361.0	0.0	855.0	93	0	1	6	0	0	0	0	48
307	273	HAWKINS CONSTRUCTION CO., Omaha, Neb.	356.8	0.0	258.5	3	0	0	27	0	69	0	0	13
308	239	EXXEL PACIFIC INC., Bellingham, Wash.	352.0	0.0	451.0	100	0	0	0	0	0	0	0	0
309	320	THE BETTE COS., Latham, N.Y.	351.6	0.0	369.0	86	0	5	0	0	9	0	0	0
310	**	POETTKER CONSTRUCTION CO., Breese, Ill.	350.0	0.0	310.0	87	0	13	0	0	0	0	0	5
311	295	SCHIMENTI CONSTRUCTION CO., New York, N.Y.	347.0	0.0	360.0	100	0	0	0	0	0	0	0	0
312	376	R.D. OLSON CONSTRUCTION, Irvine, Calif.	345.1	0.0	165.0	100	0	0	0	0	0	0	0	0
313	314	PIONEER GENERAL CONTRACTORS INC., Grand Rapids, Mich.†	345.0	0.0	311.0	72	28	0	0	0	0	0	0	0
314	281	HUNZINGER CONSTRUCTION CO., Brookfield, Wis.	343.8	0.0	318.0	74	26	0	0	0	0	0	0	82
315	332	JIM COOPER CONSTRUCTION CO. INC., Birmingham, Ala.	341.0	0.0	196.3	100	0	0	0	0	0	0	0	0
316	323	M. B. KAHN CONSTRUCTION CO. INC., Columbia, S.C.	338.9	0.0	433.5	71	14	0	15	0	0	0	0	35
317	325	BRADBURY STAMM CONSTRUCTION INC., Albuquerque, N.M.†	336.2	0.0	265.0	91	4	0	2	0	3	0	0	42
318	301	SHOOK CONSTRUCTION, Moraine, Ohio	336.0	0.0	515.0	55	12	0	33	0	0	0	0	65
319	**	MILLER VALENTINE CONSTRUCTION, Cincinnati, Ohio	335.0	0.0	263.0	53	47	0	0	0	0	0	0	29
320	255	PLANT CONSTRUCTION CO. LP, San Francisco, Calif.	331.4	0.0	226.6	100	0	0	0	0	0	0	0	99
321	214	CR MEYER, Oshkosh, Wis.	327.0	0.0	NA	1	9	2	0	83	0	0	0	0
322	302	DOSTER CONSTRUCTION CO., Birmingham, Ala.	326.6	0.0	415.6	85	15	0	0	0	0	0	0	86
323	291	THE HAGERMAN GROUP, Fort Wayne, Ind.	325.0	0.0	225.0	91	6	0	0	3	0	0	0	66
324	392	GARDNER BUILDERS, Minneapolis, Minn.	323.0	0.0	250.0	90	10	0	0	0	0	0	0	29
325	310	HILL & WILKINSON GENERAL CONTRACTORS, Richardson, Texas	322.7	0.0	241.8	70	30	0	0	0	0	0	0	83
326	230	HOURIGAN, Richmond, Va.	319.1	0.0	282.1	100	0	0	0	0	0	0	0	70
327	316	DONOHUE CONSTRUCTION CO., Bethesda, Md.	316.7	0.0	266.0	100	0	0	0	0	0	0	0	0
328	319	ABSHER CONSTRUCTION CO., Puyallup, Wash.	316.0	0.0	383.0	73	0	0	0	0	27	0	0	0
329	330	RIVER CITY CONSTRUCTION LLC, East Peoria, Ill.†	315.9	0.0	405.4	61	28	0	11	0	0	0	0	22
330	297	LEOPARDO COS., Hoffman Estates, Ill.	315.0	0.0	560.0	100	0	0	0	0	0	0	0	0
331	380	T N WARD CO., Ardmore, Pa.	314.8	0.0	731.2	91	0	6	0	0	3	0	1	100
332	**	DENHAM-BLYTHE CO., Lexington, Ky.	314.0	0.0	202.0	8	35	0	1	36	0	20	0	3
333	267	KBE BUILDING CORP., Farmington, Conn.†	311.6	0.0	692.3	100	0	0	0	0	0	0	0	69
334	335	MARKET & JOHNSON INC., Eau Claire, Wis.	310.4	0.0	271.7	94	2	0	1	3	0	0	0	0
335	364	EXECUTIVE CONSTRUCTION INC., Hillside, Ill.	310.0	0.0	38.4	89	0	0	0	0	0	0	11	94
336	**	ALBERT C. KOBAYASHI INC., Waipahu, Hawaii	309.0	0.0	223.0	100	0	0	0	0	0	0	0	0
337	355	FORTUNE-JOHNSON LLC, Peachtree Corners, Ga.	307.0	0.0	261.4	100	0	0	0	0	0	0	0	100
338	286	KLINGER COS. LLC, Sioux City, Iowa†	306.0	0.0	281.0	22	14	0	0	63	0	0	1	3
339	288	KBS INC., Richmond, Va.	304.7	0.0	491.4	37	63	0	0	0	0	0	0	63
340	353	PRIMUS BUILDERS INC., Woodstock, Ga.	303.0	0.0	352.0	85	15	0	0	0	0	0	0	100
341	345	GH PHIPPS CONSTRUCTION COS., Greenwood Village, Colo.†	300.5	0.0	88.3	99	0	0	0	0	1	0	0	95
342	311	TERMINAL CONSTRUCTION CORP., Wood-Ridge, N.J.	300.0	0.0	200.0	100	0	0	0	0	0	0	0	0
343	361	WESPAC CONSTRUCTION, Phoenix, Ariz.†	299.2	0.0	61.3	100	0	0	0	0	0	0	0	100
344	299	PERLO CONSTRUCTION, Tualatin, Ore.†	297.2	0.0	285.4	100	0	0	0	0	0	0	0	0
345	334	NEI GENERAL CONTRACTING, Randolph, Mass.	295.5	0.0	163.7	100	0	0	0	0	0	0	0	0
346	271	LEE KENNEDY CO., Quincy, Mass.	295.0	0.0	95.0	100	0	0	0	0	0	0	0	100
347	327	BERGLUND CONSTRUCTION CO., Chicago, Ill.	295.0	0.0	334.0	100	0	0	0	0	0	0	0	74
348	366	BUCH CONSTRUCTION, Laurel, Md.	295.0	0.0	325.0	100	0	0	0	0	0	0	0	0
349	**	THOMPSON TURNER CONSTRUCTION, Sumter, S.C.	295.0	0.0	417.0	100	0	0	0	0	0	0	0	87
350	358	BLACH CONSTRUCTION, San Jose, Calif.	294.0	0.0	842.0	100	0	0	0	0	0	0	0	0

RANK 2023	RANK 2022	FIRM	2022 REVENUE (\$ MIL)		2022 NEW CONTRACTS	GENERAL BUILDING	MANUFACTURING	POWER	WATER / SEWER / WASTE	INDUS. / PETROLEUM	TRANSPORTATION	HAZARDOUS WASTE	TELECOM	% CM-AT-RISK
			TOTAL	INT'L										
351	368	ROGER B. KENNEDY CONSTRUCTION, Altamonte Springs, Fla.	293.3	0.0	200.0	100	0	0	0	0	0	0	0	100
352	**	MOWERY, Mechanicsburg, Pa.	289.0	0.0	120.0	28	7	0	0	62	0	0	0	10
353	326	D.F. CHASE INC., Nashville, Tenn.	284.0	0.0	450.0	80	7	0	0	0	0	0	0	55
354	331	HAYDON BUILDING CORP., Phoenix, Ariz.	283.0	0.0	456.0	60	0	0	11	0	24	0	4	55
355	340	LANDSOUTH CONSTRUCTION, Jacksonville, Fla.	281.9	0.0	989.4	100	0	0	0	0	0	0	0	0
356	277	PENCE CONTRACTORS, Lake Oswego, Ore.	280.8	0.0	205.0	100	0	0	0	0	0	0	0	98
357	391	BALDWIN & SHELL CONSTRUCTION CO., Little Rock, Ark.	280.3	0.0	NA	88	12	0	0	0	0	0	0	0
358	216	MATT CONSTRUCTION, Santa Fe Springs, Calif.	280.0	0.0	242.0	100	0	0	0	0	0	0	0	0
359	373	WILLIAM A RANDOLPH INC., Gurnee, Ill.	280.0	0.0	325.0	100	0	0	0	0	0	0	0	0
360	365	CF EVANS CONSTRUCTION, Orangeburg, S.C.	277.0	0.0	599.6	100	0	0	0	0	0	0	0	0
361	362	ROEBBELEN CONTRACTING INC., El Dorado Hills, Calif.	274.6	0.0	352.5	77	0	0	0	0	0	0	23	0
362	381	CCC GROUP INC., San Antonio, Texas	274.4	8.0	167.0	5	11	5	0	62	7	0	4	0
363	298	SEVENSON ENVIRONMENTAL, Niagara Falls, N.Y.	273.8	0.0	342.0	0	0	0	0	0	0	100	0	0
364	349	CHARLES PERRY PARTNERS INC., Gainesville, Fla.	269.0	0.0	382.0	100	0	0	0	0	0	0	0	65
365	383	RABREN GENERAL CONTRACTORS, Auburn, Ala.	268.0	0.0	263.0	100	0	0	0	0	0	0	0	0
366	120	WORLEY, Houston, Texas†	265.3	0.0	NA	86	0	0	0	0	0	14	0	0
367	318	MORLEY BUILDERS, Santa Monica, Calif.†	264.0	0.0	165.0	100	0	0	0	0	0	0	0	0
368	344	FONTAINE BROS. INC., Springfield, Mass.	261.2	0.0	178.5	100	0	0	0	0	0	0	0	61
369	339	BARR & BARR INC., New York, N.Y.	260.0	0.0	531.0	100	0	0	0	0	0	0	0	100
370	329	E.W. HOWELL CO. LLC, Plainview, N.Y.	258.0	0.0	395.7	100	0	0	0	0	0	0	0	48
371	342	FORT MYER CONSTRUCTION CORP., Washington, D.C.	256.0	0.0	237.0	0	0	14	10	0	68	0	0	0
372	363	RONCELLI INC., Sterling Heights, Mich.	253.0	22.0	430.0	47	30	0	0	23	0	0	0	14
373	348	GARCO CONSTRUCTION, Spokane, Wash.	252.3	0.0	390.0	71	1	2	11	5	10	0	0	28
374	384	CLARK CONTRACTORS, Little Rock, Ark.	250.6	0.0	419.0	100	0	0	0	0	0	0	0	100
375	338	BRYAN CONSTRUCTION INC., Colorado Springs, Colo.†	250.3	5.4	429.1	97	0	0	0	0	3	0	0	84
376	**	BH INC., Naples, Utah	250.1	0.0	219.4	37	1	29	10	19	0	0	3	100
377	351	J.F. BRENNAN CO. INC., La Crosse, Wis.	250.0	0.0	250.0	0	0	4	16	0	24	56	0	0
378	**	BURKE CONSTRUCTION GROUP INC., Las Vegas, Nev.	247.5	0.0	338.2	100	0	0	0	0	0	0	0	83
379	**	AHTNA NETIFYE LLC, Anchorage, Alaska†	246.6	0.0	205.0	29	0	1	4	10	42	15	0	0
380	**	S. M. WILSON & CO., St. Louis, Mo.	245.4	0.0	358.9	100	0	0	0	0	0	0	0	74
381	393	BELL & ASSOCIATES CONSTRUCTION LLC, Brentwood, Tenn.	245.0	0.0	403.0	63	0	0	0	1	36	0	0	44
382	374	BYRNE CONSTRUCTION SERVICES, Fort Worth, Texas	244.9	0.0	365.0	95	0	0	0	0	5	0	0	82
383	265	BUTZ ENTERPRISES INC., Allentown, Pa.†	244.6	0.0	269.1	100	0	0	0	0	0	0	0	90
384	359	W.G. CLARK CONSTRUCTION CO., Seattle, Wash.	244.3	0.0	240.0	100	0	0	0	0	0	0	0	0
385	354	PARRISH CONSTRUCTION GROUP INC., Perry, Ga.	242.5	0.0	310.0	96	4	0	0	0	0	0	0	95
386	386	COAKLEY & WILLIAMS CONSTRUCTION, Bethesda, Md.†	242.3	0.0	142.1	100	0	0	0	0	0	0	0	0
387	371	KEY CONSTRUCTION INC., Wichita, Kan.	242.0	0.0	242.0	88	0	0	0	0	0	0	12	62
388	**	DESCOR BUILDERS, Roseville, Calif.	240.9	0.0	139.0	100	0	0	0	0	0	0	0	0
389	379	GHILOTTI CONSTRUCTION CO., Santa Rosa, Calif.	240.3	0.0	220.0	4	0	0	33	0	63	0	0	100
390	**	BUFFALO CONSTRUCTION, Louisville, Ky.	240.0	0.0	197.0	100	0	0	0	0	0	0	0	0
391	313	BROWN CONSTRUCTION INC., West Sacramento, Calif.	238.2	0.0	265.5	100	0	0	0	0	0	0	0	0
392	303	WILLIAMS INDUSTRIAL SERVICES GROUP INC., Atlanta, Ga.	238.0	5.5	NA	0	0	78	10	7	0	5	0	0
393	**	BARRY-WEHMILLER DESIGN GROUP, St. Louis, Mo.	236.8	0.0	362.0	0	15	0	0	85	0	0	0	1
394	**	J.D. ECKMAN INC., Atglen, Pa.	236.0	0.0	196.1	0	0	0	0	0	100	0	0	0
395	370	WAGMAN INC., York, Pa.†	235.4	0.0	141.4	20	0	0	0	5	75	0	0	1
396	**	A.R. MAYS CONSTRUCTION, Scottsdale, Ariz.	235.0	0.0	235.0	100	0	0	0	0	0	0	0	32
397	**	EAGLE BUILDING CO., Minneapolis, Minn.	234.0	0.0	301.0	100	0	0	0	0	0	0	0	18
398	321	KIELY FAMILY OF COS., Tinton Falls, N.J.†	232.9	0.0	750.0	0	0	0	12	88	0	0	0	0
399	**	OMNIBUILD, New York, N.Y.	232.4	0.0	413.5	100	0	0	0	0	0	0	0	0
400	356	P. AGNES, Philadelphia, Pa.	230.0	0.0	140.0	100	0	0	0	0	0	0	0	87

Where To Find the Top 400

FIRM	RANK	FIRM	RANK	FIRM	RANK	FIRM	RANK
A		Buch Construction	348	Denham-Blythe Co.	332	Gray Construction	37
Absher Construction Co.	328	Buffalo Construction	390	Dennis Group	138	Graycor	201
Adolfson & Peterson Construction	82	Build Group	122	DesCor Builders	388	Great Lakes Dredge & Dock Co.	175
AECOM	14	Bulley & Andrews	265	Devcon Construction Inc.	46	Grunley Construction Co. Inc.	244
P. Agnes	400	Burke Construction Group Inc.	378	PJ Dick - Trumbull - Lindy Group	94	H	
Ahna Netfiye LLC	379	Burns & McDonnell	31	Dimeo Construction Co.	210	H&M Co. Inc.	153
Alberici-Flintco	39	Butz Enterprises Inc.	383	Dome Construction	207	The Hagerman Group	323
Allied Power	256	Byrne Construction Services	382	Donohoe Construction Co.	327	Hanover Co.	147
Alston Construction	48	C		Doster Construction Co.	322	BL Harbert International	98
Ames Construction Inc.	65	Caddell Construction	163	DPR Construction	6	Harkins Builders	252
Andersen Construction	109	Cahill Contractors	279	Dragados	35	Harper Construction Co. Inc.	299
Anderson Columbia Co. Inc.	173	Cajun Industries Holdings LLC	282	C.W. Driver Cos.	203	Harper General Contractors	302
Dick Anderson Construction Inc.	266	Callahan Inc.	199	Drymalla Construction Co.	280	Harvey Harvey-Cleary	58
ANDRES Construction Services LLC	245	Carroll Daniel Construction Co.	249	JE Dunn Construction Group	16	Haselden Construction	275
APTIM	118	Catamount Constructors Inc.	121	E		Hasckell	59
Arch-Con Corp.	194	CBRE	101	Eagle Building Co.	397	Hathaway Dinwiddie Construction Co.	76
ARCO Construction Cos.	17	CCC Group Inc.	362	ECC	157	Hawaiian Dredging Construction Co. Inc.	198
Aristeo Construction Co.	238	CDM Smith	276	J.D. Eckman Inc.	394	Hawkins Construction Co.	307
ASRC Industrial	125	CF Evans Construction	360	Edifice Inc.	233	Haydon Building Corp.	354
Austin Industries	38	D.F. Chase Inc.	353	Electrical Consultants Inc.	235	Hensel Phelps	11
B		Chasse Building Team	242	Elford Inc.	209	Herzog	117
Baldwin & Shell Construction Co.	357	China Constr. America/Plaza Constr.	225	EMJ Construction	240	Hill & Wilkinson General Contractors	325
Balfour Beatty US	26	Choate Construction Co.	63	Engineered Structures Inc. (ESI)	130	Hillwood Construction Services	136
Barnard Construction Co. Inc.	165	The Christman Co.	85	ENTACT	250	HITT Contracting Inc.	18
Barnhill Contracting Co.	190	The Cianbro Cos.	96	Evans General Contractors	56	Hoar Construction	107
Barr & Barr Inc.	369	Clancy & Theys Construction	131	Executive Construction Inc.	335	Hoffman Construction	30
Bartlett Cocke General Contractors LLC	137	Clark Construction Co.	306	Exxel Pacific Inc.	308	Holder Construction	27
Barton Malow Holdings LLC	25	Clark Contractors	374	Exyte Americas Holding Inc.	133	Holt Construction	232
Barry-Wehmiller Design Group	393	Clark Group	9	F		Hourigan	326
Batson-Cook Construction	187	W.G. Clark Construction Co.	384	Fagen Inc.	273	E.W. Howell Co. LLC	370
BBL Construction Services LLC	216	Clayco	60	FCI Constructors Inc.	183	Hunter Roberts Construction Group LLC	68
Bechtel	2	Clune Construction	24	FCL Builders LLC	54	Hunzinger Construction Co.	314
The Beck Group	119	Coakley & Williams Construction	386	Ferreira Construction Co. Inc.	140	I	
Bell & Associates Construction LLC	381	Coastal Construction Group	169	Ferrovia Construction US Holdings Corp.	47	Ideal Contracting LLC	243
Berglund Construction Co.	347	Columbia	301	J.H. Findorff & Son Inc.	112	IMC Construction	248
Bernards	237	Commercial Contracting Corp.	182	Flatiron Construction	49	Independence Construction	215
The Bette Cos.	309	Commodore Builders	217	J. Fletcher Creamer & Son Inc.	254	INTECH Construction	296
BH Inc.	376	The Conlan Company	50	Fluor	8	Iovino Enterprises	213
Big-D Construction	43	Consigli Building Group Inc.	41	Fontaine Bros. Inc.	368	IPS-Integrated Project Services LLC	126
Bilfinger North America Inc.	164	Construction Partners	83	Fort Myer Construction Corp.	371	J	
Blach Construction	350	Contegra Construction Co.	255	Fortis Construction Inc.	55	Jacobsen Construction Co. Inc.	132
Black & Veatch	42	CORB	108	Fortune-Johnson LLC	337	Jingoli - DCO	123
Blue Ridge Power	104	Crossland Construction Co. Inc.	91	Frana Cos. Inc.	290	Joeris General Contractors	134
Frank L. Blum Construction Co.	281	Crowder Constructors Inc.	257	G		GE Johnson	202
BNBuilders	93	CSI Construction Co.	251	Garco Construction	373	W. M. Jordan Co.	236
Boh Bros. Construction Co. LLC	231	J.P. Cullen and Sons Inc.	214	Gardner Builders	324	JPI	303
The Boldt Co.	77	Current Builders	274	Garney Holding Co.	71	JRM Construction Management	115
Bowen Engineering Corp.	300	D		Ghiotti Construction Co.	389	Juneau Construction Co.	261
Bozzuto Construction Co.	171	Danis	283	Gilbane Building Co.	12	K	
Bradbury Stamm Construction Inc.	317	James G. Davis Construction Corp.	124	GLY Construction	193	M. B. Kahn Construction Co. Inc.	316
Branch Group	247	Day & Zimmermann	90	Goodfellow Bros.	145	Kajima Building & Design Group Inc.	166
Brasfield & Gorrie LLC	21	Deacon Construction LLC	212	Graham Construction	111	KAST Construction LLC	149
J.F. Brennan Co. Inc.	377	DeAngelis Diamond Construction	285	Granger Construction Co.	241	Kaufman Lynn Construction	228
Brinkmann Constructors	80	Dellbrook JKS	172	Granite Construction Inc.	36		
Brown Construction Inc.	391						
Bryan Construction Inc.	375						

FIRM	RANK	FIRM	RANK	FIRM	RANK	FIRM	RANK
KBE Building Corp.	333	MW Builders	218	Rand Construction Corp.	229	Triton Construction Co. LLC	286
KBS Inc.	339	MWH	259	William A Randolph Inc.	359	Truebeck Construction	168
Lee Kennedy Co.	346	MYCON General Contractors Inc.	204	E.E. Reed Construction LP	67	The Turner Corp.	1
Roger B. Kennedy Construction	351	Allan Myers	87	Ridgemont Commercial Co.	219	Turner Industries Group LLC	45
Key Construction Inc.	387			River City Construction LLC	329	Tutor Perini Corp.	23
Kiely Family of Cos.	398	N		Robins & Morton	61		
Kiewit Corp.	4	Nabholz	102	Rockford Construction Co.	269	U	
Kitchell Corp.	179	Nan Inc.	246	Rodgers Builders	288	United Engineers & Constructors Inc.	178
Klinger Cos. LLC	338	NEI General Contracting	345	Roebbeln Contracting Inc.	361	Urban Atelier Group	263
Albert C. Kobayashi Inc.	336	New South Construction Co.	239	Rogers-O'Brien Construction	144		
The Kokosing Group of Cos.	60	Nexamp	271	Roncelli Inc.	372	V	
The Korte Co.	260	Nibbi Bros. Associates Inc.	284	The Rudolph Libbe Cos. Inc.	105	James R. Vannoy & Sons Construction Co. Inc.	127
KPRS Construction	103	O		Russell Group Inc.	278	VCC LLC	152
Kraemer North America LLC	298	O&G Industries Inc.	253	Ryan Cos. US Inc.	28	Vecellio Group Inc.	221
Kraus-Anderson	176	O'Neil Industries Inc.	95	Rycon Construction Inc.	139	Vinci Construction USA (f/k/a Eurovia USA)	106
		OHLA USA Inc.	88			W	
L		Okland Construction	78	S&B Engineers and Constructors	92	Wagman Inc.	395
Landmark Construction LLC	189	R.D. Olson Construction	312	Samet Corp.	84	Walbridge	34
LandSouth Construction	355	Oltmans Construction Co.	120	Satterfield & Pontikes Construction Inc.	135	Walsh Construction Co.	220
Lane Industries Inc.	81	Omnibuild	399	Saulsbury	174	The Walsh Group	15
Las Vegas Paving Corp.	195	The Opus Group	191	Saunders Construction Inc.	186	T N Ward Co.	331
Lease Crutcher Lewis	156	Orion Group Holdings Inc.	154	Schimenti Construction Co.	311	Webcor	110
LeChase Construction Services LLC	113	C. Overaa & Co.	295	Security Paving Co. Inc.	258	Weeks Marine Inc.	114
LEMOINE	223	P		Sellen Construction	180	Weis Builders Inc.	161
Lendlease	53	PARIC Holdings	151	SEMA Construction Inc.	277	The Weitz Co. & Affiliates	72
Leopardo Cos.	330	Parkway C&A	206	Sevenson Environmental	363	Wespac Construction	343
Level 10 Construction	100	Parrish Construction Group Inc.	385	Shawmut Design and Construction	89	Wharton-Smith Inc.	160
Lee Lewis Construction Inc.	192	Parsons Corp.	224	Shelco LLC	292	The Whiting-Turner Contracting Co.	7
Lydig Construction	289	FH. Paschen	143	Shiel Sexton Co. Inc.	268	WIELAND	264
Lyles Construction Group	267	PC Construction Co.	262	Shimmick	150	F.A. Wilhelm Construction	74
		PCL Construction Enterprises	13	Shook Construction	318	Williams Brothers Construction Co. Inc.	181
M		Peinado Construction	188	Skanska USA	10	Williams Industrial Services Group Inc.	392
J.T. Magen & Co. Inc.	66	Pence Contractors	356	Skender	287	Willmeng Construction	129
Manhattan Construction Group	70	Penntex Construction	230	Skyline Construction	208	S. M. Wilson & Co.	380
Manson Construction Co.	294	The PENTA Building Group	128	Sletten Cos.	211	Wohlsen Construction Co.	272
March Associates Construction Inc.	304	Pepper Construction	52	C D Smith Construction	155	Wood PLC	167
Market & Johnson Inc.	334	Perlo Construction	344	Snyder Langston	293	S. T. Wooten Corp.	297
Mascaro Construction Co. LP	205	Pernix Group Inc.	291	Southland Holdings	97	Worley	366
MasTec Inc.	3	Charles Perry Partners Inc.	364	SpawGlass Holding	177		
Matrix Service Co.	148	Phillips Infrastructure Holdings	162	Stacy and Witbeck Inc.	158	X	
MATT Construction	358	GH Phipps Construction Cos.	341	Staker Parson Materials & Construction	196	XL Construction Corp.	141
A.R. Mays Construction	396	Pike Construction Services Inc.	226	Stellar	184		
McCarthy Holdings Inc.	19	Pioneer General Contractors Inc.	313	Sterling Infrastructure Inc.	51	Y	
McCownGordon Construction	170	Plant Construction Co. LP	320	STO Building Group	5	The Yates Cos. Inc.	40
McGough	116	Poettker Construction Co.	310	Suffolk Construction Co. Inc.	24		
The McShane Cos.	79	Pogue Construction Co. LP	197	Sukut Construction LLC	270	Z	
Messer Construction Co.	73	Power Construction Co. LLC	75	Summit Contracting Group Inc.	86	Zachry Construction Corp.	200
CR Meyer	321	Primus Builders Inc.	340	Sundt Construction Inc.	62	Zachry Group	33
Michels Corp.	32	Q		Superior Construction Holding Co. Inc.	185		
The Middlesex Corp.	227	Q&D Construction	305	Swinerton	29		
Milender White	222	R					
Miller Valentine Construction	319	R&O Construction	234	T			
Millie and Severson General Contractors	146	Rabren General Contractors	365	Teichert Construction	99		
Miron Construction Co. Inc.	57			Terminal Construction Corp.	342		
Morley Builders	367			Thompson Turner Construction	349		
Mortenson	22			Torcon Inc.	159		
Moss	44			Traylor Construction Group Inc.	142		
Mowery	352						

2023 Top 400 Contractors – Subsidiaries by Rank

Rank Company *Subsidiary*

1 The Turner Corp.

Clark Builders
Lathrop
SourceBlue
Turner Construction Company
Turner International

2 Bechtel

BNT International Company
Bechtel Construction Operation, Inc.
Bechtel Corporation
Bechtel Global Energy, Inc.
Bechtel Global Infrastructure & Minerals Inc.
Bechtel India Private Ltd.
Bechtel Nuclear, Security & Environmental, Inc.

3 MasTec Inc.

EC Source
FNF Construction, Inc.
Henkels & McCoy
Infrastructure and Energy Alternatives, Inc.
Intren, LLC
MasTec Advanced Technology
MasTec Network Solutions
MasTec Utility Services
Precision Pipeline
Pumpco
Wanzek Construction

4 Kiewit Corp.

Cherne Contracting Corporation
Construction Kiewit Cie
Foundations West Construction ULC
Ganotec Inc
Kiewit Building Group Inc
Kiewit Construction Services ULC
Kiewit Engineering Group Inc
Kiewit Foundations Co
Kiewit Infrastructure Co

Rank Company *Subsidiary*

Kiewit Infrastructure South Co
Kiewit Infrastructure West Co
Kiewit Nuclear Solutions Co
Kiewit Offshore Services, Ltd
Kiewit Power Constructors Co
Kiewit Water Facilities South Co
Mass. Electric Construction Co
Peter Kiewit Sons ULC
TIC - The Industrial Company

5 STO Building Group

Abbott Construction
Ajax Building Company
BCCI Construction
Govan Brown
LF Driscoll
LF Driscoll Healthcare
Layton Construction
Pavarini Construction
Pavarini McGovern
RC Andersen
STO Mission Critical
Structure Tone Global Services
Structure Tone International
Structure Tone LLC
Structure Tone Southwest

8 Fluor

Fluor Constructors Intenational Inc
Fluor Enterprises Inc.

10 Skanska USA

Skanska USA Building
Skanska USA Civil

12 Gilbane Building Co.

G.O. Services
GRS Disaster Recovery
Gilbane Federal

2023 Top 400 Contractors – Subsidiaries by Rank

Rank Company *Subsidiary*

13 PCL Construction Enterprises

*Construction PCL Inc.
Melloy Industrial Services Inc.
Nordic PCL Construction, Inc.
PCL Aquatics Centre 2012 Ltd.
PCL Builders Inc.
PCL Civil Constructors, Inc.
PCL Construction Enterprises, Inc.
PCL Construction Management Inc.
PCL Construction Resources (U.S.A.) Inc.
PCL Construction Resources Inc.
PCL Construction Services, Inc.
PCL Construction, Inc.
PCL Constructors Canada Inc.
PCL Constructors Inc.
PCL Constructors Northern Inc.
PCL Constructors Northern Ontario Inc.
PCL Constructors Pacific Rim Pty Ltd.
PCL Constructors Westcoast Inc.
PCL Energy Inc.
PCL Humber LRC 2013 Ltd.
PCL Industrial Construction Co.
PCL Industrial Constructors Inc.
PCL Industrial Management Inc.
PCL Industrial Services, Inc.
PCL Investments Canada
PCL McMaster 2014 Ltd.
PCL NSP 2021 Ltd.
PCL Ottawa Heart Institute 2014 Ltd.
PCL Regina Stadium 2014 Ltd.*

19 McCarthy Holdings Inc.

*MC Industrial
McCarthy Buildings Companies, Inc*

20 Clayco

*CRG
Concrete Strategies
Lamar Johnson Collaborative*

Rank Company *Subsidiary*

22 Mortenson

*M. A. MORTENSON COMPANY
MORTENSON INTERNATIONAL, INC.*

23 Tutor Perini Corp.

*Becho Inc.
Black Construction
Frontier - Kemper
Lunda Construction
Perini Management Services
Roy Angerson Corp.
Rudolph & Sletten
Tutor Perini Building Corp.
Tutor Perini Civil Construction*

24 Suffolk Construction Co. Inc.

*FUSE Builds
FUSE Builds East
FUSE Builds West
FUSE Equipment
FUSE Specialty*

25 Barton Malow Holdings LLC

*Alltrade Industrial
Barton Malow Builders LLC
Barton Malow Company
Liftbuild*

26 Balfour Beatty US

*Balfour Beatty Communities
Balfour Beatty Construction
Balfour Beatty Infrastructure
Balfour Beatty Rail
Fru-Con*

30 Hoffman Construction

*Hoffman Mechanical Corporation
Hoffman Specialty Contracting
Hoffman Structures Inc.*

2023 Top 400 Contractors – Subsidiaries by Rank

Rank Company *Subsidiary*

Ming Surveyors Inc.
Precision Construction

31 Burns & McDonnell

AZCO

32 Michels Corp.

Aqueos Corporation
Aqueos Marine, Inc.
Michels Canada Co.
Michels Construction, Inc.
Michels Pacific Energy, Inc.
Michels Pipeline, Inc.
Michels Power, Inc.
Michels Road & Stone, Inc.
Michels Trenchless, Inc.
Michels Utility Services, Inc.

33 Zachry Group

JVIC
Zachry Engineering Corporation
Zachry Nuclear Engineering

35 Dragados

Dragados USA, Inc.
J.F. White Contracting Co.
John P. Picone, Inc.
Prince Contracting, LLC
Pulice Construction, Inc.
Schiavone Construction Co., LLC

36 Granite Construction Inc.

Centennial Asphalt
Granite Industrial, Inc.
Granite Inliner
Granite Power, Inc
Intermountain Slurry Seal
Layne, A Granite Company
Liner Products

Rank Company *Subsidiary*

LiquiForce

37 Gray Construction

Anderson Dahlen, Inc., A Gray Company
Gray Development, A Gray Company
Gray Integrated Services of Europe
Gray Ohio Valley
Gray Solutions, A Gray Company
InLine Engineers, A Gray Company
NexGen Contracting, A Gray Company
Spec, A Gray Company
Spencer Bristol Engineering, A Gray Company
Willett Engineering, A Gray Company

38 Austin Industries

Austin Bridge & Road
Austin Commercial
Austin Industrial

39 Alberici-Flintco

Alberici Constructors, Inc.
Alberici Constructors, Ltd.
CAS Constructors, LLC
Flintco, LLC
WWPS, LLC

40 The Yates Cos. Inc.

American Industrial Construction
Blaine Construction Corp
Edwards Electric Service, LLC
JESCO, Inc.
Merit electrical Inc.
Superior Asphalt, Inc.
W.G. Yates & Sons Construction Co
Yates Constructors, LLC
Yates Engineers LLC
Yates Services, LLC

2023 Top 400 Contractors – Subsidiaries by Rank

Rank Company *Subsidiary*

- 41 Consigli Building Group Inc.**
Consigli & Associates, LLC
Consigli Construction Co., Inc.
Consigli Construction NY, LLC
J. Benton Construction, LLC
- 42 Black & Veatch**
Black & Veatch Construction, Inc.
Black & Veatch Corporation
Black & Veatch International
Black & Veatch LTD of Michigan
Black & Veatch Management Consulting, LLC
Black & Veatch New York LLP
Black & Veatch Special Projects Corp
Overland Contracting, Inc.
- 43 Big-D Construction**
CFC Construction
Dovetail Construction
Martin Harris Construction
McAlvain Construction
- 45 Turner Industries Group LLC**
Turner Industrial Maintenance, LLC
Turner Specialty Services, LLC
- 49 Flatiron Construction**
AECON/FLATIRON/DRAGADOS/EBC GP
BRANCH/FLATIRON
DRAGADOS/FLATIRON
DRAGADOS/FLATIRON/SUKUT, A JV
DRAGADOS/VINCI/FLATIRON/DCB
EE CRUZ AND COMPANY, INC
FCI/FLUOR/PARSONS, A JV
FLATIRON - CENTRAL
FLATIRON CONSTRUCTORS CANADA
FLATIRON MID-ATLANTIC
FLATIRON WEST, INC.
FLATIRON-AECON JOINT VENTURE
FLATIRON-AECON WCRR JV BOW RIV

Rank Company *Subsidiary*

- FLATIRON-CARLSON JV- HARRIS RO*
FLATIRON/BDC GREENSBORO
FLATIRON/BDC, A JV
FLATIRON/BRANCH
FLATIRON/DRAG/AECON/LAFARG
FLATIRON/DRAGADOS, A JV
FLATIRON/DRAGADOS, JV
FLATIRON/DRAGADOS/SUKUT, A JV
FLATIRON/DRILL TECH
FLATIRON/GRAHAM, A JV
FLATIRON/GRAHAM/PARSONS, A JV
FLATIRON/KIEWIT, A JV
FLATIRON/LANE
FLATIRON/MYERS, JV
FLATIRON/SKANSKA/STACY-WITBECK
FLATIRON/UNITED, A JV
FLATIRON/ZACHRY
FLUOR/BALFOUR/FLATIRON/DRAGADO
GRAHAM FLATIRON JV
PULICE/FNF/FLATIRON JV
SAN DIEGO AIRPORT
SIGNATURE ON THE ST LAWRENCE
TRANS-PARK HIGHWAY CONSTRUCTOR
TURNER-FLATIRON, A JV
VALLEY TRANSIT PARTNERS
- 51 Sterling Infrastructure Inc.**
DeWitt Excavation, LLC
J. Banicki Construction Company, Inc.
Kimes & Stone Construction, LLC
LK Gregory Construction, Inc.
Petillo MD, LLC
Petillo NY, LLC
Petillo, LLC
Plateau Excavation, Inc.
Ralph L. Wadsworth Construction Company, LLC
Road and Highway Builders, LLC
Tealstone Commercial, Inc.
Tealstone Residential Concrete, Inc..
Texas Sterling Construction Co.

2023 Top 400 Contractors – Subsidiaries by Rank

Rank Company *Subsidiary*

- 52 Pepper Construction**
*Pepper Construction Company
 Pepper Construction Indiana
 Pepper Construction Ohio
 Pepper Construction Wisconsin*
- 53 Lendlease**
*Lendlease (US) Construction Inc.
 Lendlease (US) Construction LMB Inc.
 Lendlease (US) Public Partnerships LLC*
- 59 Haskell**
*Benham
 Cortez, Inc.
 Dysruptek
 Haskell Steel
 Seiberling*
- 60 The Kokosing Group of Cos.**
*Area Aggregates, LLC
 CK Construction Company
 Cuyahoga Asphalt Materials, Inc.
 Integrity Kokosing Pipeline Services
 Kokosing Construction Company, Inc.
 Kokosing Industrial, Inc.
 Kokosing Materials, Inc.
 Kokosing, Inc.
 McGraw/Kokosing, Inc.
 The Olen Corporation*
- 66 J.T. Magen & Co. Inc.**
JTM Construction Group Inc.
- 67 E.E. Reed Construction LP**
*Davis/Reed Construction, Inc.
 E.E. Reed Construction, L.P.
 E.E. Reed East Coast
 Zapalac/Reed Construction, Co., L.P.*

Rank Company *Subsidiary*

- 70 Manhattan Construction Group**
*Cantera Concrete Company
 Manhattan Construction Company
 Manhattan International Construction Company, Ltd.
 Manhattan Pipeline, LLC
 Manhattan Road & Bridge Company
 Safe Zone, LLC
 Spectrum Contracting, Inc.*
- 71 Garney Holding Co.**
*A&W Maintenance & Coatings, LLC
 Garney Companies, Inc.
 Garney Federal, Inc.
 Garney Pacific, Inc.*
- 72 The Weitz Co. & Affiliates**
Contrack Watts
- 73 Messer Construction Co.**
EGC Construction
- 74 F.A. Wilhelm Construction**
*Freitag-Weinhardt, Inc.
 Industrial Electric
 Poynter Sheet Metal
 RSQ Fire Protection*
- 78 Okland Construction**
*Field Labor Corporation
 Okland Construction Co., Inc.
 Okland Corporation
 Okland Management Corporation*
- 79 The McShane Cos.**
*Cadence McShane Construction Company
 McShane Construction Company*

2023 Top 400 Contractors – Subsidiaries by Rank

Rank Company *Subsidiary*

- 81 Lane Industries Inc.**
Astaldi Construction Corporation (Affiliate)
The Lane Construction Corporation
- 82 Adolfson & Peterson Construction**
AP Gulf States, Inc.
AP Midwest, LLC
AP Mountain States, LLC
AP Southwest, LLC
AP Wyoming, LLC
- 85 The Christman Co.**
Christman Constructors, Incorporated
Christman Facility Solutions
Christman Mid-Atlantic Constructors, LLC
Christman Millwork, LLC
- 88 OHLA USA Inc.**
Community Asphalt Corporation
Judlau Contracting, Inc.
OHL Building, Inc.
OHLA USA, Inc.
- 90 Day & Zimmermann**
D&Z Of Canada Corporation
Day & Zimmermann International, Inc DBA
M&C
Day & Zimmermann Management Services,
Inc.
Day & Zimmermann NPS, Inc.
The Atlantic Group, Inc. – DBA DZ Atlantic
- 92 S&B Engineers and Constructors**
Bibb Engineers, Architects & Constructors, LLC
Ford, Bacon & Davis, LLC
S&B Engineers & Constructors, Ltd.
S&B Fabrication Services, Ltd.
S&B Group International, Ltd
S&B Infrastructure Construction, Ltd.

Rank Company *Subsidiary*

- S&B Infrastructure Engineering, Ltd*
S&B Infrastructure Private, Ltd.
S&B Northeast Operations, Ltd.
S&B Pipeline Division, Ltd.
S&B Plant Services, Ltd.
TAI Engineers, LLC
- 94 PJ Dick - Trumbull - Lindy Group**
Gulisek Construction
Wilson Excavating
- 95 O'Neil Industries Inc.**
W.E. O'Neil Const. Co. of California
W.E. O'Neil Construction Co.
W.E. O'Neil Construction Co. of AZ
W.E. O'Neil Construction Co. of Colorado
W.E. O'Neil Construction Co. of NorCal
W.E. O'Neil Construction Co. of San Diego
W.E. O'Neil Construction Co. of Tennessee
W.E. O'Neil Construction Co. of Texas
- 96 The Cianbro Cos.**
AZ Corporation
Cianbro Corporation
Cianbro Development Corporation
Cianbro Equipment, LLC
Cianbro Fabrication & Coating Corporation
RC Stevens
Starcon International, Inc
- 97 Southland Holdings**
American Bridge Canada
American Bridge International UK
American Bridge Manufacturing
Heritage Materials, LLC
Johnson Bros. Corporation
Oscar Renda Contracting
Southland Contracting, Inc.
Southland Mole of Canada
Southland Renda Joint Venture

2023 Top 400 Contractors – Subsidiaries by Rank

Rank Company *Subsidiary*

101 CBRE
CBRE Heery, Inc.
Turner & Townsend 60% ownership as of
November 1, 2021

103 KPRS Construction
Bergman Construction, LLC
Dreyfuss Construction
KPRS Construction Services, Inc
KPRS Hawaii Construcion

104 Blue Ridge Power
Blue Ridge Power Construction, Inc.
Pine Gate EPC, LLC

105 The Rudolph Libbe Cos. Inc.
GEM Energy
GEM Facility Management
GEM Inc.
Lehman Daman
Rudolph Libbe Inc

106 Vinci Construction USA (f/k/a Eurovia USA)
Blythe Construction, Inc.
Eurovia Atlantic Coast, LLC
Hubbard Construction Company

111 Graham Construction
Gracorp, Inc.
Graham Construction & Management Inc.
Graham Construction Services, Inc.
Graham Construction, Inc.
Graham Contracting Ltd.
Graham Industrial Maintenance Inc.
Milender White Inc.
Moltz Construction, Inc.

Rank Company *Subsidiary*

114 Weeks Marine Inc.
Healy Tibbitts Builders, Inc.
M.P. Howlett, Inc.
McNally Construction
North American Aggregates

117 Herzog
Herzog Contracting Corp.
Herzog Railroad Services, Inc.
Herzog Services, Inc.
Herzog Technologies, Inc.
Herzog Transit Services, Inc.

123 Jingoli - DCO
Creamer Jingoli, LLC
E-J / Jingoli Battery Storage JV
ES/Jingoli Decommissioning, LLC
JP Energy, LLC
Jingoli Power, LLC
OSS-JPOW Solar Services, LLC

125 ASRC Industrial
Arctic Pipe Inspection (API)
Arctic Testing & Inspection (ATI)
BCSS
Brad Cole Construction (BCC)
D. Zelinsky & Sons (DZ)
D2 Industrial Services (D2)
EQM Services
Environmental Quality Management (EQM)
F.D. Thomas (FDT)
FDT Structural Specialties (FDTSS)
FDTWI
GES
Gulf Coast Industrial
Hudspeth
K2 Industrial Services (K2)
Lakes States Insulation (LSI)
Mavo Concrete Sawing Services
Mavo Systems
National Environmental Group (NEG)

2023 Top 400 Contractors – Subsidiaries by Rank

Rank Company Subsidiary

Niles Construction Services (NCS)
Northwest Demolition & Dismantling (NWDD)
Petrochem
RSI
Redwood Painting
US Coatings (USC)
USCF

126 IPS-Integrated Project Services LLC

IPS BioEngineering Technology (Shanghai) Co., Ltd
IPS BioPharmaceutical Technology Consulting (Tianjin) LLC
IPS International Private Ltd.
IPS-Integrated Project Services (Germany) GmbH
IPS-Integrated Project Services (Ireland) Limited
IPS-Integrated Project Services GmbH
IPS-Integrated Project Services Limited
IPS-Integrated Project Services Pte. Ltd.
IPS-Integrated Project Services, ULC
IPS-Mehtalia Pvt. Ltd.
IPS-Serviços de Projetos Integrados Ltda.
Linesight
The Cardinal Group USA, LLC

133 Exyte Americas Holding Inc.

AirGard Inc.
BioPharm Engineered Systems, LLC
CPS Process Solutions, LLC
Critical Process Systems Group, Inc.
Diversified Fluid Solutions, LLC
ENGVT, LLC
Exyte U.S., Inc.
Fab-Tech, Inc.
NEHP, Inc.
Nuance Systems, LLC
Pure Guard, LLC
Total Facility Solution, Inc.

Rank Company Subsidiary

135 Satterfield & Pontikes Construction Inc.

Eagle Contracting
Greco Structures
Rollcon
Westway Construction

137 Bartlett Cocke General Contractors LLC

Bartlett Cocke Industrial, LLC
Bartlett Cocke Residential, LLC

138 Dennis Group

Dennis Brasil Engenharia Ltda
Dennis Group Canada Inc.
Dennis Group International, Unipessoal Lda
IFAB Engineering Partners Ltd
The Dennis Engineering Group, LLC
The Dennis Group, Inc.

140 Ferreira Construction Co. Inc.

American Pile and Foundation, LLC
Ferreira Power Group LLC
Ferreira Power South, LLC
Ferreira Power West, LLC
Ferreira UTEC, LLC
S.M. Electric Group Inc.
Vanguard Energy Partners, LLC

145 Goodfellow Bros.

Blasting Technology, Inc.
Goodfellow Bros. California, LLC
Goodfellow Bros. LLC

146 Millie and Severson General Contractors

Millie and Severson - Northern California
Millie and Severson - Southern California

2023 Top 400 Contractors – Subsidiaries by Rank

Rank	Company	Subsidiary	Rank	Company	Subsidiary
		Smith and Severson Builders Storie and Severson Construction			
147	Hanover Co.	Hanover East RS Consturction LLC	156	Lease Crutcher Lewis	Lease Crutcher Lewis Construction ULC Lease Crutcher Lewis LLC Lease Crutcher Lewis WA LLC
148	Matrix Service Co.	Matrix NAC Matrix PDM Engineering Matrix Service	157	ECC	ECC Infrastructure ECC Services British Columbia Global Environmental and Munition Services
150	Shimmick	Legacy Foundations Shimmick Construction Company, Inc.	158	Stacy and Witbeck Inc.	Modern Communications Systems, Inc. Modern Manufacturing, Inc. Modern Railway Systems, Inc.
151	PARIC Holdings	Aptos Cooperative Building Solutions Henning Companies PARIC Corporation TES	162	Phillips Infrastructure Holdings	Phillips & Jordan, Inc. Row Con, LLC
153	H&M Co. Inc.	Concrete Systems Co., LLC Electrical Systems Co., LLC H&M Architects/Engineers, Inc. H&M Development Co., Inc. H&M Industrial Services, Inc.	164	Bilfinger North America Inc.	Bilfinger Inc Bilfinger Industrial Services Inc Centennial Contractors
154	Orion Group Holdings Inc.	Orion Administrative Services, Inc. Orion Concrete Construction Orion Construction, LLC Orion Corporate Services, LLC Orion Government Services, LLC Orion Industrial Construction, LLC Orion Marine Contractors, Inc. Schnieder Engineering & Design	165	Barnard Construction Co. Inc.	BFBC, LLC Barnard Bessac JV Barnard Nexar JV Barnard Pipeline Barnard Steel River JV Barnard of Canada, Inc. Kiewit Barnard JV
			169	Coastal Construction Group	Coastal Condos Coastal Condos II Coastal Condos of Central Florida Coastal Construction Bakers Bay

2023 Top 400 Contractors – Subsidiaries by Rank

Rank Company Subsidiary

Coastal Construction Company
 Coastal Construction International Holdings
 Coastal Construction of Central Florida
 Coastal Construction of Miami Dade
 Coastal Construction of Palm Beach
 Coastal Construction of Tampa
 Coastal Homes

171 Bozzuto Construction Co.

Bozzuto Building
 Bozzuto Contracting Company
 Bozzuto Contractors, Inc.

177 SpawGlass Holding

Spaw Glass Civil Construction, Inc.
 Spaw Glass Construction Corp.
 Spaw Glass Contractors, Inc.

178 United Engineers & Constructors Inc.

Imperia Engineering Partners

179 Kitchell Corp.

Kitchell CEM
 Kitchell Contractors

182 Commercial Contracting Corp.

Commercial Contracting de Mexico

183 FCI Constructors Inc.

FCI Constructors of New Mexico, LLC.
 FCI Constructors of Wyoming, LLC.
 NEZ/FCI

185 Superior Construction Holding Co. Inc.

Superior Construction Co., Inc.
 Superior Construction Southeast LLC

Rank Company Subsidiary

186 Saunders Construction Inc.

Heath Construction, LLC
 Saunders Construction, LLC
 Saunders Express, LLC
 Saunders Heath Express, LLC
 Saunders Norwood Construction, LLC

198 Hawaiian Dredging Construction Co. Inc.

HDCC Guam LLC

200 Zachry Construction Corp.

Zachry Federal Construction Corporation
 Zachry Underground and Utility Services, Inc.

201 Graycor

Graycor Construction Company Inc.
 Graycor Industrial Constructors Inc.
 Graycor Southern Inc.

202 GE Johnson

GE Johnson Construction Wyoming
 H.W. Houston Construction

203 C.W. Driver Cos.

C.W. Driver
 Driver SPG
 Good & Roberts

208 Skyline Construction

ACCEND Construction LLC d/b/a Skyline
 Construction Illinois
 Servicemark Construction LLC
 Skyline Commercial Interiors, Inc. d/b/a
 Prevost Construction
 Unimark Construction LLC d/b/a Skyline
 Construction

2023 Top 400 Contractors – Subsidiaries by Rank

Rank Company Subsidiary

211 Sletten Cos.

*OS Construction Services, Inc.
Resolute Performance Iron, Inc.
SCC Energy Services, Inc.
Sletten Construction Company
Sletten Construction of Nevada, Inc.
Sletten Construction of Wyoming, Inc.
Sletten Inspections Services, Inc.*

212 Deacon Construction LLC

*Deacon Construction, LLC
Deacon Construction, LLC
Deacon Construction, LLC
Deacon Construction, LLC*

213 Iovino Enterprises

*IPC Resiliency Partners
Iovino Affiliates
J Track, LLC
JTC JV
JTCM Partners
JTTCJV
MLJ Contracting Corp
MLJT JV
MLJTC JV
MLJTC2
TC Electric, LLC
TCJT Rutgers JV
Welkin J Track JV
Welkin Mechanical, LLC*

215 Independence Construction

*Bear IC, LLC
Donley's Independence, LLC
The Winter Companies*

221 Vecellio Group Inc.

*Hal Jones Contractors
Murray Logan LLC
Ranger Constructions Industries, Inc.*

Rank Company Subsidiary

*Sharpe Bros. Co.
Vecellio & Grogan*

223 LEMOINE

*LEMOINE Disaster Services
LEMOINE Program Services
Matrix Building Systems*

224 Parsons Corp.

*Parsons Environment & Infrastructure
Parsons Government Services
Parsons Transportation*

225 China Constr. America/Plaza Constr.

*CCA International
Plaza Construction
Strategic Capital*

227 The Middlesex Corp.

*Massachusetts Ready-Mix, LLC
Middlesex Asphalt, LLC
Middlesex Materials Holdings, Inc.
Middlesex Paving, LLC*

231 Boh Bros. Construction Co. LLC

Broadmoor, LLC

235 Electrical Consultants Inc.

EPC Services Company

237 Bernards

Bernards Builders, Inc.

238 Aristeo Construction Co.

Stenco Construction Company, LLC

2023 Top 400 Contractors – Subsidiaries by Rank

Rank Company *Subsidiary*

239 New South Construction Co.

*Peachtree Equipment
Romeo Guest Associates, LLC*

247 Branch Group

*Branch Builds
Branch Civil
Hopkins Lacy*

254 J. Fletcher Creamer & Son Inc

*Creamer Jingoli LLC
Creamer Ruberton Joint Venture
Creamer-Sanzari Joint Venture
J. Fletcher Creamer & Son, Inc.*

256 Allied Power

*Allied Group Holdings, LLC
Allied Group Intermediate Holdings, LLC
Allied Group SPV, LLC
Allied Power Holdings, LLC
Allied Power Management, LLC
Allied Power Plant Services, LLC
Allied Power Resources Michigan, LLC
Allied Power Resources, LLC
Allied Power Services Michigan, LLC
Allied Power Services, LLC
Allied Power Sole Member, LLC M8.
Radiation Safety & Control Services, Inc.
Radiation Safety & Control Services, LLC*

257 Crowder Constructors Inc.

*Crowder Construction Company
Crowder Industrial Construction LLC*

258 Security Paving Co. Inc.

Security Paving Company, Inc.

Rank Company *Subsidiary*

259 MWH

*Methuen Construction Co., Inc.
Slayden Constructors, Inc*

260 The Korte Co.

Korte Design

267 Lyles Construction Group

*American Paving Co.
Lyles Utility Construction, LLC
New England Sheet Metal and Mechanical Co.
W. M. Lyles Co.*

268 Shiel Sexton Co. Inc.

Anova Technical Services

275 Haselden Construction

HRS Restoration Services

276 CDM Smith

*CDM Constructors Inc.
CDM Federal Programs
The Louis Perry Group*

277 SEMA Construction Inc.

SEMA Precast, Inc.

278 Russell Group Inc.

*RUSSELL CONSTRUCTION CO. KC, LLC
RUSSELL CONSTRUCTION CO. STL, LLC
RUSSELL CONSTRUCTION CO., INC*

282 Cajun Industries Holdings LLC

*Cajun Engineering Solutions, LLC
Cajun Industries, LLC
Cajun Technology Solutions, LLC*

2023 Top 400 Contractors – Subsidiaries by Rank

Rank Company *Subsidiary*

291 Pernix Group Inc.
BE&K Building Group LLC
Pernix Federal LLC
Pernix Fiji Ltd
Pernix Germany GmbH
Pernix Guam LLC
Vanuatu Utilities & Infrastructure, Ltd

294 Manson Construction Co.
Manson Marine Canada, Ltd

300 Bowen Engineering Corp.
Locke AMI

303 JPI
JPI

306 Clark Construction Co.
Clark Contracting Services

313 Pioneer General Contractors Inc.
Metal Tech Building Specialists
Tailored Building Systems

317 Bradbury Stamm Construction Inc.
Bradbury Stamm Construction Taos, LLC
Bradbury Stamm Construction Winkelman, LLC
Bradbury Stamm Contractors, Inc.

329 River City Construction LLC
A&H Steel, LLC
A&H Steel, LLC

333 KBE Building Corp.
KBE-NY, LLC

Rank Company *Subsidiary*

New Valley Construction, LLC

338 Klinger Cos. LLC
Gleeson Constructors & Engineers, L.L.C.
Klinger Constructors, LLC
W.A. Klinger, L.L.C.
Younglove Construction, L.L.C.

341 GH Phipps Construction Cos.
MB BIM

343 Wespac Construction
Wespac Construction

344 Perlo Construction
Perlo Structures

366 Worley
Advisian Group LLC
INTECSEA Inc
Worley Alaska Inc
Worley Engineering Services
Worley Field Services
Worley Group Inc
Worley International Inc

367 Morley Builders
Benchmark Contractors, Inc.
Morley Construction Company

375 Bryan Construction Inc.
Bryan 77 Construction JV LLC

379 Ahtna Netifye LLC
AAA Valley Gravel Company

2023 Top 400 Contractors – Subsidiaries by Rank

Rank Company Subsidiary

Ahtna Construction & Primary Products Company
Ahtna Design Build
Ahtna Diversified Holdings, LLC
Ahtna Government Services Company
Ahtna Marine Construction Company

Rank Company Subsidiary

383 Butz Enterprises Inc.

Alexander Building Construction Co.
Alvin H. Butz, Inc.
Procida Butz
Shoemaker Construction Co.

386 Coakley & Williams Construction

Coakley & Williams Construction, Inc.
Coakley & Williams Construction, LLC

395 Wagman Inc.

Wagman Construction, Inc.
Wagman Heavy Civil, Inc.
Wagman Heavy Civil, Inc.
Wagman Heavy Civil, Inc.

398 Kiely Family of Cos.

JF Kiely Construction of PA
JF Kiely Construction
JF Kiely Service Co
K Moorea Co
Kiely Engineering
Kiely Industrial Technologies
Kiely Pipeline Integrity
Penn Bower Inc

Where the 2023 Top 400 Contractors Worked

Region Country *Company*

A. NORTH AMERICA

Canada

APTIM
ARCO Construction Cos.
Alberici-Flintco
Barnard Construction Co. Inc.
Barton Malow Holdings LLC
Bechtel
Black & Veatch
Burns & McDonnell
CBRE
CRB
DPR Construction
Day & Zimmermann
Dennis Group
Dragados
ECC
Flatiron Construction
Fluor
Granite Construction Inc.
HITT Contracting Inc.
Haskell
Herzog
IPS-Integrated Project Services LLC
Kiewit Corp.
Lease Crutcher Lewis
Manson Construction Co.
MasTec Inc.
Matrix Service Co.
Michels Corp.
Mortenson
OHLA USA Inc.
PCL Construction Enterprises
Parsons Corp.
Roncelli Inc.
STO Building Group
Southland Holdings
The Turner Corp.
The Walsh Group
Tutor Perini Corp.
United Engineers & Constructors Inc.

Region Country *Company*

Walbridge
Weeks Marine Inc.
Williams Industrial Services Group Inc.
Zachry Group

B. LATIN AMERICA

Argentina

CBRE

Brazil

Caddell Construction
Dennis Group
Fluor
IPS-Integrated Project Services LLC

Chile

Bechtel
CBRE
Fluor

Colombia

CBRE
Haskell

Ecuador

Haskell

El Salvador

Haskell

Guatemala

BL Harbert International
Haskell

Honduras

BL Harbert International
Fluor

Mexico

Alberici-Flintco
BL Harbert International
CBRE
Caddell Construction

Where the 2023 Top 400 Contractors Worked

Region Country Company

Commercial Contracting Corp.

Dennis Group

Fluor

Gilbane Building Co.

Granite Construction Inc.

Haskell

Herzog

Kiewit Corp.

Manhattan Construction Group

MasTec Inc.

The Beck Group

The Turner Corp.

Walbridge

Nicaragua

Haskell

Panama

CBRE

China Constr. America/Plaza Constr.

Weeks Marine Inc.

Paraguay

Caddell Construction

Peru

APTIM

Bechtel

Fluor

Suriname

CCC Group Inc.

Uruguay

Tutor Perini Corp.

C. CARIBBEAN ISLANDS

Cuba

DPR Construction

Jingoli - DCO

Greater Antilles

Caddell Construction

Region Country Company

Haskell

Herzog

Orion Group Holdings Inc.

Lesser Antilles

APTIM

China Constr. America/Plaza Constr.

Coastal Construction Group

Consigli Building Group Inc.

Jingoli - DCO

MasTec Inc.

OHLA USA Inc.

Orion Group Holdings Inc.

Rockford Construction Co

Southland Holdings

Zachry Group

Puerto Rico

APTIM

Black & Veatch

CBRE

Fluor

Haskell

Herzog

LEMOINE

MasTec Inc.

The Yates Cos. Inc.

Tutor Perini Corp.

D. EUROPE

Albania

APTIM

Bechtel

Austria

CBRE

CRB

Azerbaijan

Fluor

Belgium

CBRE

Where the 2023 Top 400 Contractors Worked

Region Country Company

Caddell Construction

ECC

Fluor

Parsons Corp.

Croatia

Fluor

Denmark

CBRE

DPR Construction

Fluor

IPS-Integrated Project Services LLC

France

CBRE

Day & Zimmermann

Georgia

Bechtel

Parsons Corp.

Germany

CBRE

CRB

DPR Construction

ECC

Fluor

Gilbane Building Co.

Parsons Corp.

Pernix Group Inc.

Greece

Caddell Construction

ECC

Fluor

Hungary

Fluor

Ireland

Bechtel

CBRE

Fluor

Gray Construction

Region Country Company

IPS-Integrated Project Services LLC

STO Building Group

Italy

CBRE

Caddell Construction

ECC

Parsons Corp.

Luxembourg

CBRE

Netherlands

CBRE

Caddell Construction

DPR Construction

Fluor

IPS-Integrated Project Services LLC

Norway

DPR Construction

Poland

CBRE

Fluor

Portugal

Black & Veatch

ECC

IPS-Integrated Project Services LLC

Romania

Bechtel

Bryan Construction Inc.

ECC

Russia

CBRE

Caddell Construction

Fluor

Serbia

Bechtel

Where the 2023 Top 400 Contractors Worked

Region Country Company

Slovakia

Fluor

Slovenia

CBRE

Spain

APTIM

CBRE

ECC

Gilbane Building Co.

Sweden

BL Harbert International

CBRE

Fluor

Switzerland

CBRE

CRB

DPR Construction

IPS-Integrated Project Services LLC

United Kingdom

APTIM

BL Harbert International

Bechtel

Black & Veatch

Burns & McDonnell

CBRE

CRB

ECC

Fluor

Gilbane Building Co.

IPS-Integrated Project Services LLC

Parsons Corp.

STO Building Group

Southland Holdings

The Turner Corp.

Region Country Company

E. MIDDLE EAST

Afghanistan

Caddell Construction

ECC

Fluor

Bahrain

Bechtel

ECC

Great Lakes Dredge & Dock Co.

The Weitz Co. & Affiliates

Iraq

BL Harbert International

Israel

Gilbane Building Co.

Hoffman Construction

MWH

Jordan

BL Harbert International

Kuwait

Fluor

The Weitz Co. & Affiliates

Lebanon

BL Harbert International

Parsons Corp.

Oman

Bechtel

Qatar

BL Harbert International

Bechtel

Saudi Arabia

Bechtel

Caddell Construction

Fluor

Gilbane Building Co.

The Weitz Co. & Affiliates

Where the 2023 Top 400 Contractors Worked

Region Country Company

Tutor Perini Corp.

Turkey

BL Harbert International

Fluor

The Turner Corp.

United Arab Emirates

Bechtel

Parsons Corp.

F. ASIA

China (P.R.C.)

Black & Veatch

CBRE

Fluor

Haskell

Diego Garcia

APTIM

Gilbane Building Co.

Parsons Corp.

Hong Kong (P.R.C.)

Black & Veatch

CBRE

India

BL Harbert International

Bechtel

Black & Veatch

CBRE

Caddell Construction

Fluor

IPS-Integrated Project Services LLC

The Turner Corp.

Indonesia

BL Harbert International

Black & Veatch

CBRE

Fluor

Region Country Company

Japan

APTIM

CBRE

Gilbane Building Co.

Parsons Corp.

The Weitz Co. & Affiliates

Kazakhstan

Fluor

Korea, South

APTIM

CBRE

DPR Construction

Gilbane Building Co.

Parsons Corp.

Pernix Group Inc.

Malaysia

CBRE

Fluor

Haskell

The Turner Corp.

Mongolia

Fluor

Philippines

Black & Veatch

CBRE

ECC

Fluor

Haskell

Tutor Perini Corp.

Singapore

Black & Veatch

CBRE

DPR Construction

Fortis Construction Inc.

Haskell

Sri Lanka

Caddell Construction

Where the 2023 Top 400 Contractors Worked

Region Country Company

Taiwan (R.O.C)

Bechtel
CBRE
Fluor

Thailand

BL Harbert International
Black & Veatch
CBRE
Fluor

Turkmenistan

Caddell Construction

Uzbekistan

Caddell Construction

Vietnam

BL Harbert International
Black & Veatch
CBRE
The Turner Corp.

G. AUSTRALIA/OCEANIA

Australia

Bechtel
Black & Veatch
CBRE
Fluor
IPS-Integrated Project Services LLC
Matrix Service Co.

New Zealand

CBRE

Pacific Islands

APTIM
ECC
Gilbane Building Co.
Parsons Corp.
Pernix Group Inc.

Region Country Company

Papua New Guinea

Caddell Construction

H. NORTH AFRICA

Algeria

Bechtel

Egypt

Bechtel
The Turner Corp.
The Weitz Co. & Affiliates

Morocco

BL Harbert International

Niger

BL Harbert International
Fluor
Pernix Group Inc.

Sub Sahara

Bryan Construction Inc.
Caddell Construction

Sudan

Caddell Construction

I. CENTRAL AND SOUTHERN AFRICA

Angola

Bechtel

Botswana

Fluor

Congo

Haskell

D.R. Congo (Zaire)

BL Harbert International

Where the 2023 Top 400 Contractors Worked

Region Country *Company*

Region Country *Company*

Ghana

Fluor

Kenya

Caddell Construction

Malawi

BL Harbert International

Mozambique

Fluor

Pernix Group Inc.

Uganda

Pernix Group Inc.

J. ANTARCTIC/ARCTIC

Antarctic/Artic

Parsons Corp.